

# RECOGNIZED LEADER IN THE SOUTHWEST FLORIDA HURRICANE PROTECTION INDUSTRY

## WE CATER THESE BRANDS



## SERVICES WE OFFER

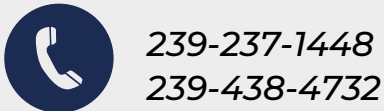
### Hurricane Shutter

Accordion  
Bahama  
Roll Down  
Hurricane Panels  
Hurricane Fabric  
Screen

### Service Areas

Bonita Springs  
Cape Coral  
Captive Island  
Estero  
Fort Myers  
Lehigh Acres  
Marco Island  
Naples  
Port Charlotte  
Punta Gorda  
Sanibel Island

## CONTACT US NOW




### Windows

Impact Windows  
Aluminum Impact  
Windows  
Vinyl Impact Windows  
Commercial Windows  
Residential Windows  
Window Installation  
Window Replacement

### Doors

Entry Door  
Entry Door Inserts  
Fiber Glass Door  
French Doors  
Sliding Glass  
Doors



**2019 Full Line Catalog**



**new** Enclosed Blinds Color Collection, p. 122-123



**new** Black Grilles Between Glass, p. 132-137



**new** Bronze/White Grilles Between Glass, p. 132-137



Building Value  
Into Building Products®

## Table of Contents

Quality. Service. Innovation..... 4-5  
 We Know Doorglass..... 6-7  
 Decorative Doorglass Overview ..... 8-9

### Decorative Doorglass

Dialogue Layered Glass™ ..... 10-23  
 Destination Doorglass Collection ..... 24-33  
 Spotlights® Doorglass ..... 34-37  
 Perspectives Textured Doorglass ..... 38-57  
 Classic Style ..... 58-81  
 Contemporary Style ..... 82-91  
 Craftsman Style ..... 92-105  
 Old World Style ..... 106-121

### Enclosed Blinds Doorglass

**new** Enclosed Blinds Color Collection ..... 122-123  
 Light-Touch® Enclosed Blinds..... 124-125  
 Triple-Glazed Blinds ..... 126-127

### Classic Series Doorglass

Simulated Divided Lights..... 128-131  
**new** Grilles Between Glass..... 132-143  
 Vents ..... 144-145  
 Clear Doorglass & External Grilles..... 146-151

### Severe Weather Doorglass

Severe Weather Doorglass..... 152-163

**new** Frame Selection..... 164-167

Doorglass Selection Matrix..... 168-171



**new** Enclosed Blinds Color Collection, p. 122-123



**new** Resolve™ Sealant, p. 166

# Quality. Service. Innovation.

## Over 70 Years of Building Value Into Building Products

For many years, ODL's corporate mission has been Building Value into Building Products. We also believe our purpose is to build value for your business by making products that improve your customers' homes, from providing privacy to adding a beautiful touch to an entryway.

We're committed to building value through innovations in materials and manufacturing processes. In the 1970s, we embraced a new technology as we shifted from producing wooden frames to producing injection-molded frames—an innovation at the time. ODL continues to keep its sights on what is ahead.

We also build value into our products through research and design. From the introduction of our TriSYS® frame system in 2010 to the inventive and beautiful Dialogue Layered Glass line in 2018, ODL researches trends and technologies to produce products for the times—and sometimes designs that push the times.

But we build value into more than just our products. We are committed to excellent service, defect-free products, and on-time delivery so that you can confidently represent ODL. A 20-year warranty on our glass seals is evidence that we stand behind the products we make—and so can you.



ODL has specialized in doorglass for over 70 years, and we've grown to be a worldwide leader in the doorglass industry with a reputation for high-quality products and high-quality service. Every day, we work hard to earn that reputation. That is how we will continue to build the products that build value for your business.

**TriSYS® Frame System**



**Evolve® Frame with Resolve™ Sealant**



**Decorative Glass**



**Enclosed Blinds**





**Spotlights® Doorglass**



**Perspectives Textured Doorglass**



**Simulated Divided Light with Textured Glass**



**Dialogue Layered Glass™**





# We Know Doorglass

## This is what ODL does.

Our experience is evident in the quality of handcrafted glass, cut and shaped in a range of styles to match a diversity of home owner's design preferences across the country. ODL's experience is also reflected in the quality of doorglass construction: two panels of tempered safety glass, insulated for air- and water-tight performance. When you look at any one of our decorative doorglass products, you see a cohesive design, but many individual elements come together to create that design.

## Light & Privacy Levels

Each doorglass design varies in the amount of light it transfers and privacy it affords. We assign a numerical privacy level to each doorglass, from a 0 for low-privacy transparent glass to a 10 for high-privacy opaque glass.

Privacy Level = 8



## Price Level

Homeowners can also select decorative doorglass in a price range that suits their budget. Four levels, from the higher range Group A to the lower range Group D, are offered based on doorglass design and materials.



### Low-E Doorglass

Available with a hard coat finish.



### Low-E + Doorglass

Available with a soft coat finish.



### ENERGY STAR®

Helps meet ENERGY STAR® requirements when used with an ENERGY STAR® qualified door or sidelight.



### Severe Weather Doorglass

Families shown with this icon have sizes available in Severe Weather Doorglass.

## Glass Textures

The texture and surface of handcrafted glass offers you aesthetic elements such as depth, dimension, and contrast. It also contributes to light and privacy levels. These are the glass textures currently offered in our decorative doorglass designs.



## Finishes

Doorglass finishes, also known as caming, refer to the metal work that joins together the glass elements. Finishes are an important consideration, as they contribute a good deal of the visual style of your doorglass design. We offer a wide selection of finishes for each design to give homeowners options for matching door hardware, light fixtures, or interior furnishings.



## Shapes, Sizes and Configurations

Our doorglass designs are offered in several sizes from a partial-view to a full-view glass door. We also offer sidelight and transom glass. A selection of shapes, as well, offers plenty of options to meet your design preference and amount of natural light you're looking for.




Decorative glass is handmade by skilled craftsman, and it is subject to variation. Each piece of glass is cut and individually positioned into the caming to create the decorative design. In the tradition of decorative glass creation, glass fits into the caming but is not cemented into the caming. Therefore the decorative glass panel is subject to some movement and sound (usually more of a "tinkling" sound); this is not considered a defect.



# Decorative Doorglass

## Overview



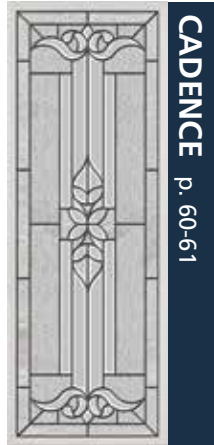
**CARROLLTON** p. 72-73



**ELEGANT STAR** p. 118-119




**HEIRLOOMS** p. 64-65



**CADENCE** p. 60-61




**CROSSWALK** p. 28-29



**GREENFIELD** p. 94-95



**BRISTOL** p. 70-71




**COURTYARD** p. 26-27



**GRACE** p. 76-77



**BRAINSTORM** p. 14-15



**CONVERSE** p. 18-19



**EXPRESSIONS** p. 62-63



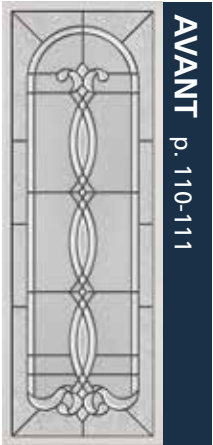
**BANTER** p. 12-13



**CHATTER** p. 16-17



**ENTROPY** p. 84-85



**AVANT** p. 110-111



**CATALINA** p. 112-113



**ELEGANT STAR (W)** p. 120-121



**MOHAVE** p. 96-97



**PIÑA** p. 66-67



**TRACE** p. 80-81




**MEDITERRANEAN** p. 116-117



**PARKWAY** p. 30-31




**TOPAZ** p. 104-105



**MAJESTIC** p. 78-79



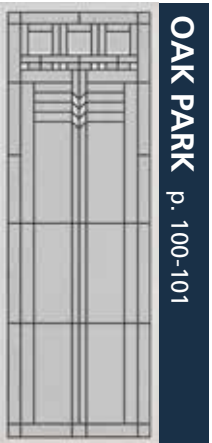
**PARIS** p. 108-109



**TIERNA** p. 68-69



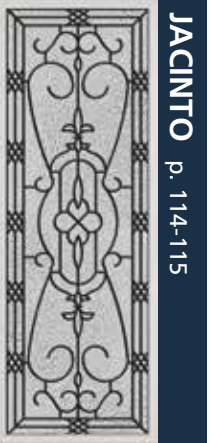
**MADISON** p. 102-103



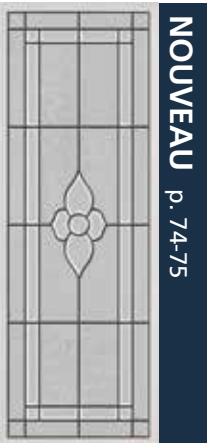
**OAK PARK** p. 100-101



**REPARTEE** p. 20-21



**JACINTO** p. 114-115



**NOUVEAU** p. 74-75



**RENEWED IMPRESSIONS** p. 88-89




**WHISPER** p. 22-23



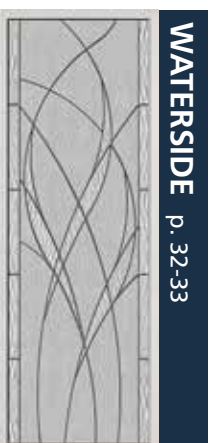
**IMPRESSIONS** p. 86-87




**MONTEREY** p. 98-99



**RADIANT HUES** p. 90-91



**WATERSIDE** p. 32-33




# Dialogue Layered Glass™

## Playful interaction and dynamic privacy

Dialogue takes on a personality of its own as layers of glass interact with one another, with light, and with movement. Each of the line's six ceramic frit patterns change form and move as light or a person's vantage point changes. Patterns come to life, shapes are revealed, and shadows dance as light and movement engage in a dialogue with the glass. Dialogue layered glass creates dynamic privacy that changes, just as the doorglass patterns do, with light and proximity.

## Subtle beauty and a surprising twist

Dialogue complements a range of architectural styles and design aesthetics with doorglass patterns offering privacy and translucence. Ayako Takase and Cutter Hutton, principals of industrial design firm Observatory, created each of Dialogue's designs with an etched, subtle pattern on the outer glass layer that allows the home's architecture to take center stage while the interior layer features a bolder, pronounced pattern.



Designers Ayako Takase and Cutter Hutton





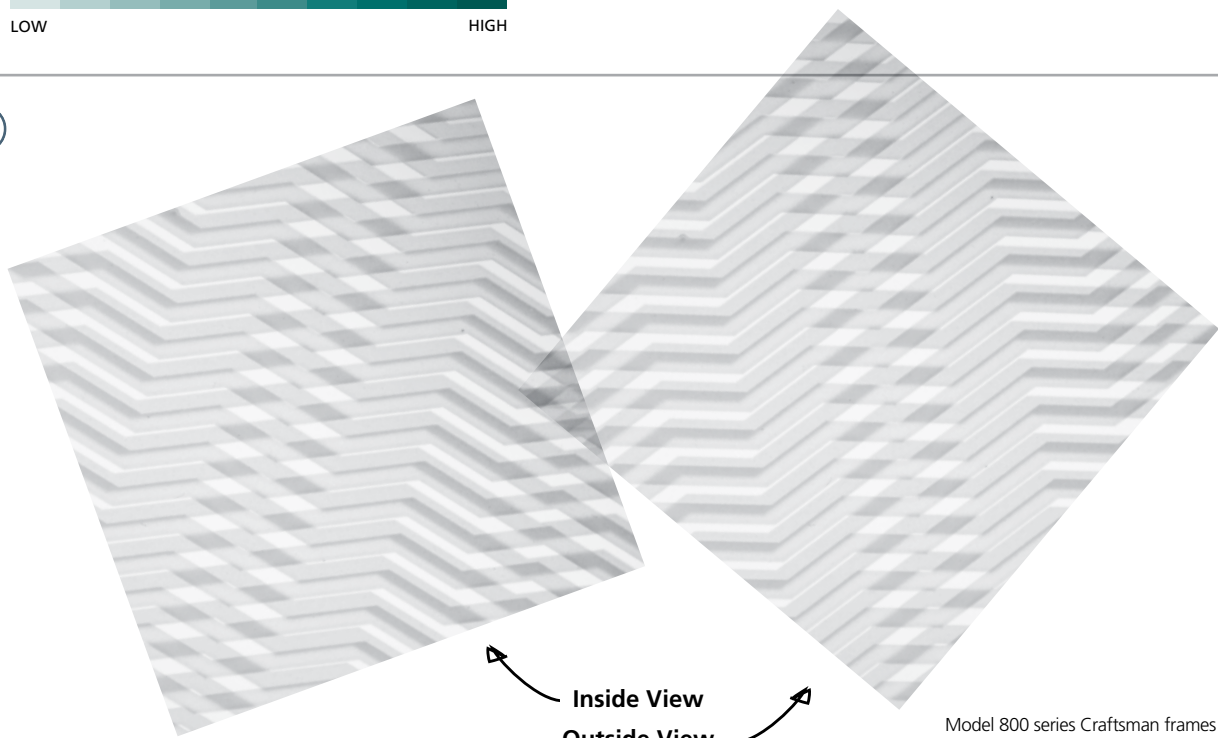
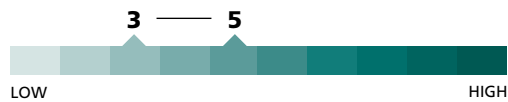
686-BNT | 694-CL

# Banter Layered Glass

Banter's small-scale pattern of overlapping diagonal lines creates a woven design that zig-zags across layers of doorglass. From a distance, the fine "threads" give the appearance of fully frosted, textured glass that provide a low-medium privacy range.

## Ceramic Frit Layered Glass

### Dynamic Privacy Level



Model 800 series Craftsman frames are a flat profile that is different from the traditional profile. Please note this when matching with sidelights.





686-BRS | 694-CL

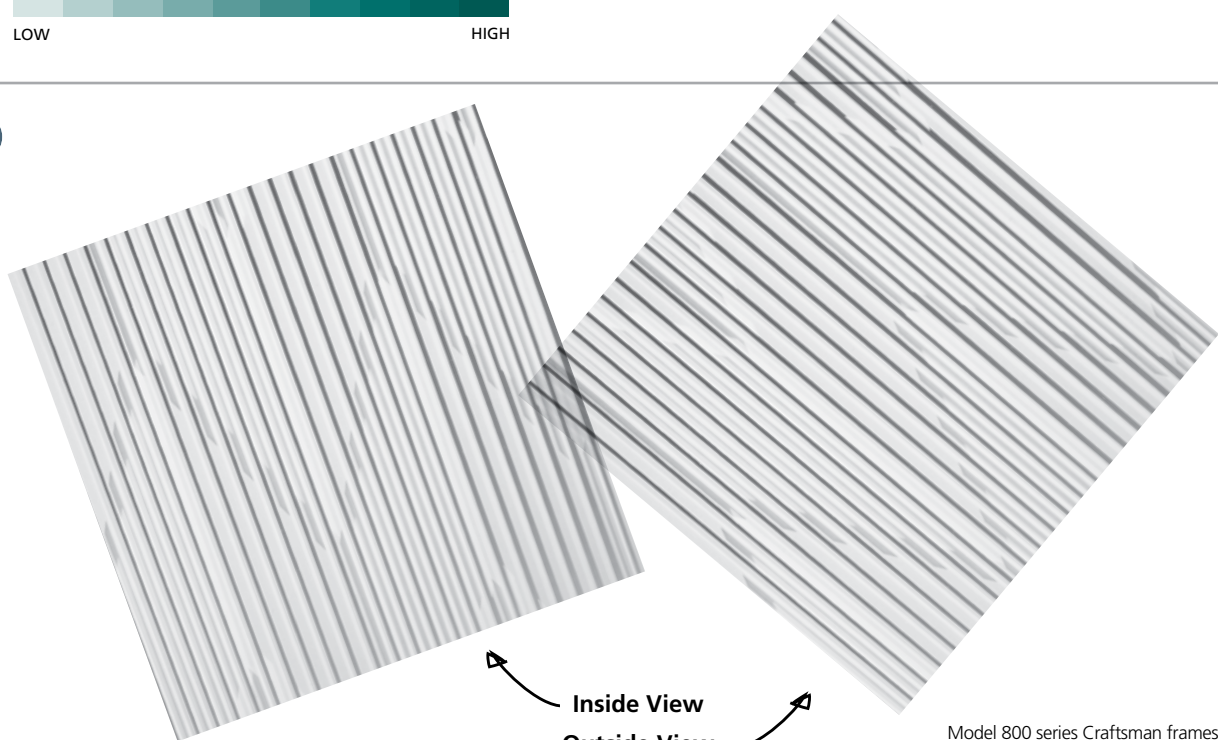
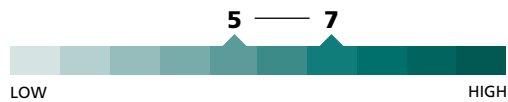
# Brainstorm

## Layered Glass

Appealing to both mid-modern and modern design sensibilities, Brainstorm's exterior vertical pattern and interior chevron motif combine for an appearance with both subtlety and substance. Brainstorm layered glass has a medium to medium-high privacy range.

### Ceramic Frit Layered Glass

#### Dynamic Privacy Level



Inside View  
Outside View

Model 800 series Craftsman frames are a flat profile that is different from the traditional profile. Please note this when matching with sidelights.



686-BRS | 612-BRS



607-BRS



684-BRS



694-BRS | 493-BRS  
690-BRS



814-BRS | 866-BRS  
876-BRS



819-BRS





684-CHT | 694-CHT


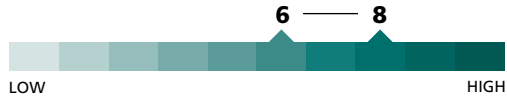
# Chatter

## Layered Glass

A repetitive pattern of dots and lines creates a doorglass design that reads as a texture. Chatter's shadow effect adds playful movement to a doorglass design with a medium-high privacy range.

### Ceramic Frit Layered Glass

#### Dynamic Privacy Level



Model 800 series Craftsman frames are a flat profile that is different from the traditional profile. Please note this when matching with sidelights.



686-CHT | 612-CHT



607-CHT




684-CHT



694-CHT | 493-CHT  
690-CHT



814-CHT | 866-CHT  
876-CHT



819-CHT



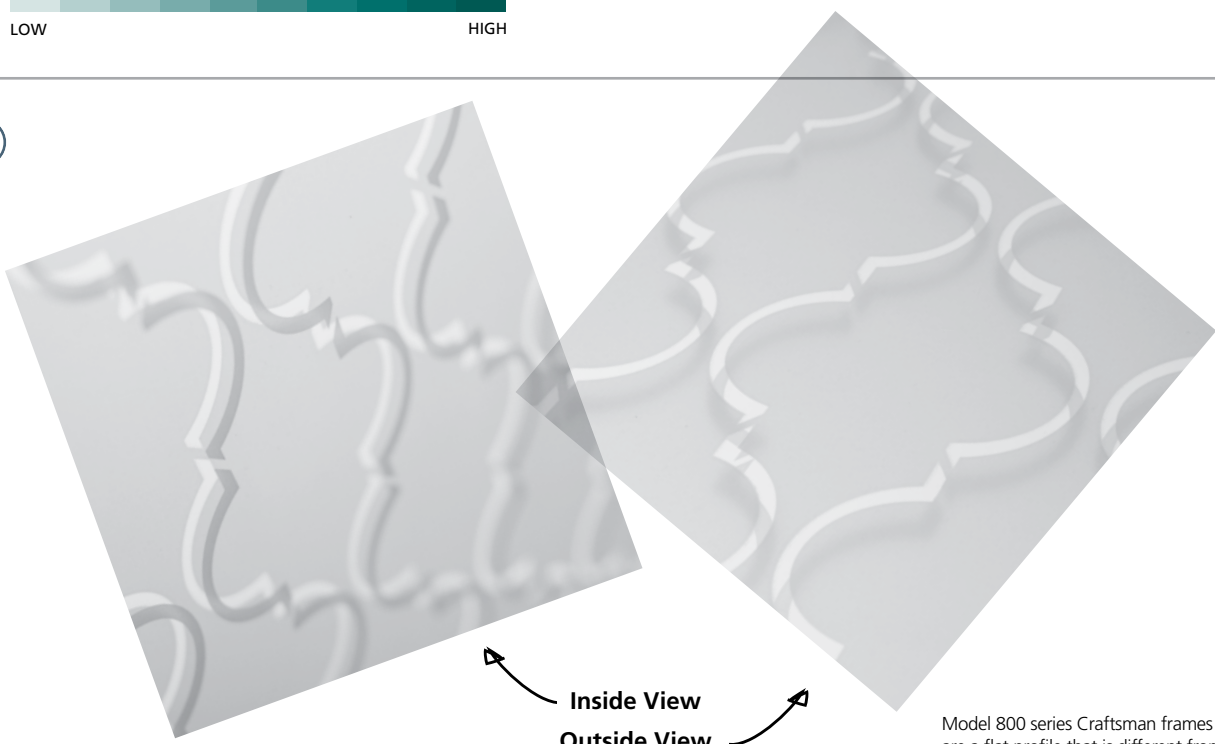
686-CNV

# Converse Layered Glass

What at first appears to be cut glass is a stencil design that hints of keyhole arches common in Moroccan architecture. The relationship between Converse's clear and frosted glass layers creates striking shadows and a high privacy range.

## 1 Ceramic Frit Layered Glass

### Dynamic Privacy Level



Inside View  
Outside View

Model 800 series Craftsman frames are a flat profile that is different from the traditional profile. Please note this when matching with sidelights.



686-CNV | 612-CNV

607-CNV

684-CNV

694-CNV | 493-CNV  
690-CNV

814-CNV | 866-CNV  
876-CNV

819-CNV



686-RPE

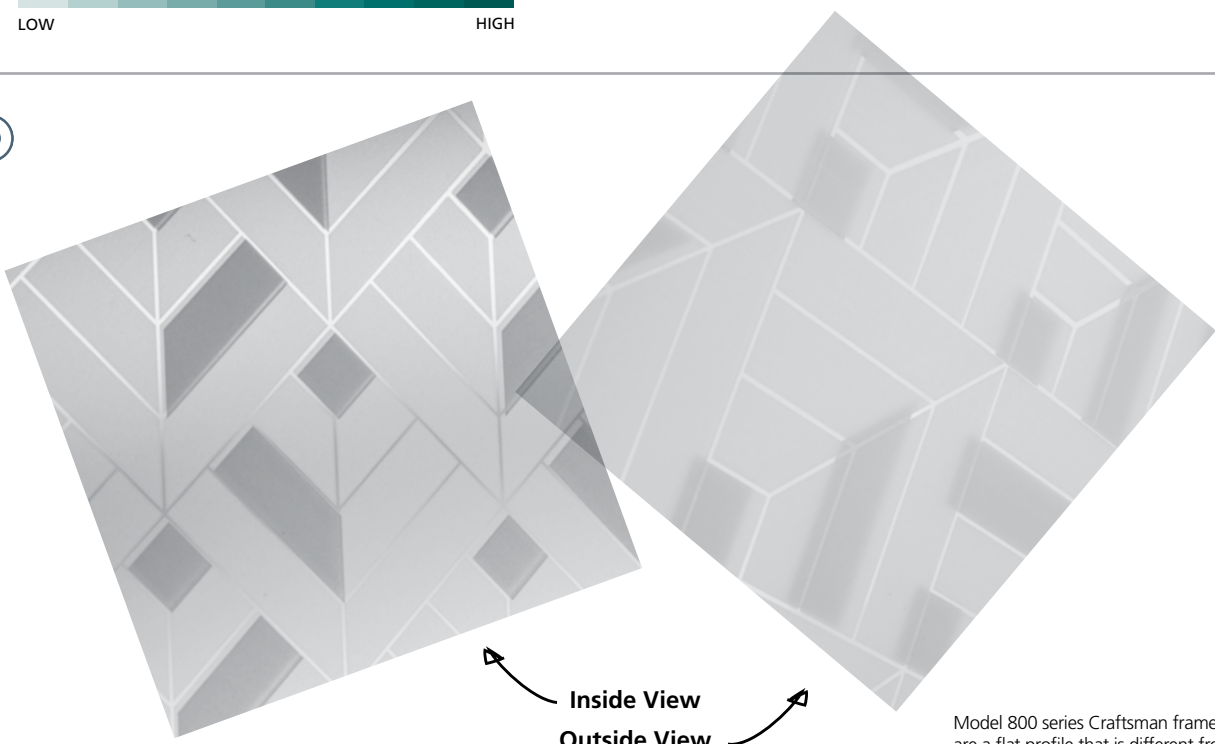
# Repartee

## Layered Glass

Repartee's frosted layers and geometric grid combine for a design that plays with opacity and movement. Squares and trapezoids carry on a lively back-and-forth as light and vantage points change their appearance. Repartee layered glass offers a high privacy range.

### Ceramic Frit Layered Glass

#### Dynamic Privacy Level



Model 800 series Craftsman frames are a flat profile that is different from the traditional profile. Please note this when matching with sidelights.





686-WPR

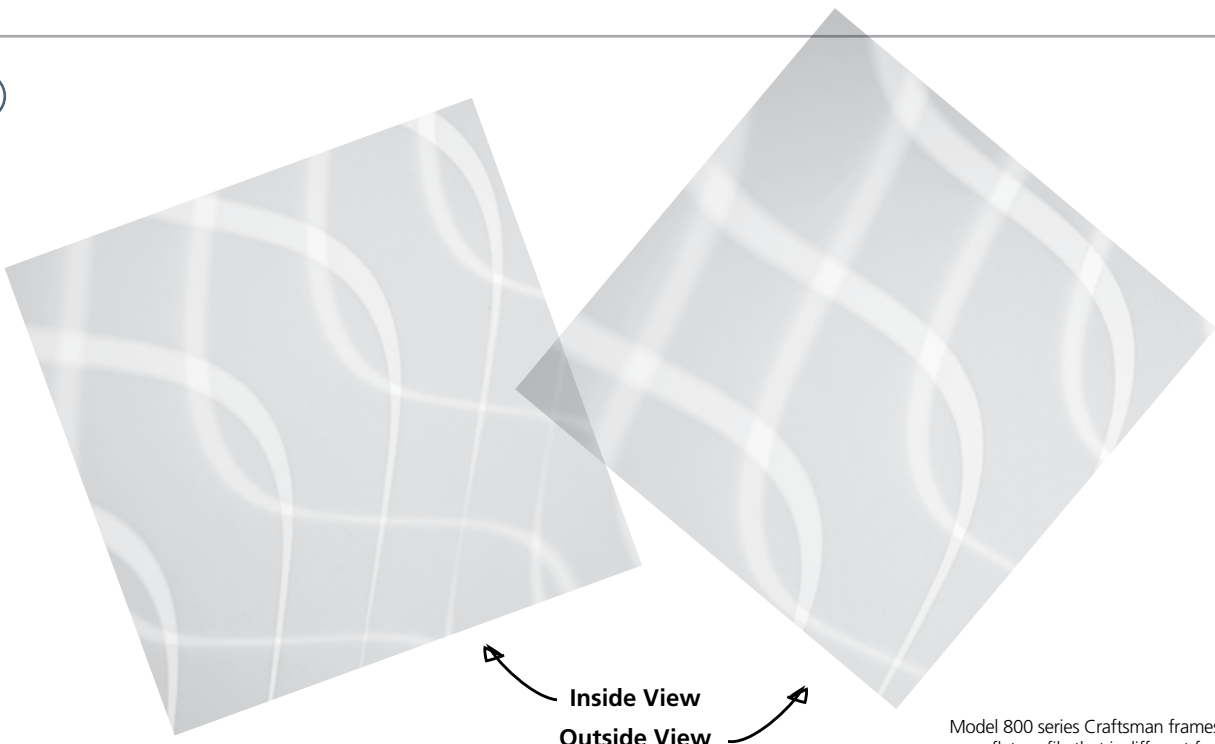
# Whisper

## Layered Glass

Refined and graceful, Whisper introduces calligraphy to a front door. The scrolled patterns and play between frosted and clear layers create gentle, quiet movement and a high privacy range.

### 1 Ceramic Frit Layered Glass

#### Dynamic Privacy Level



Model 800 series Craftsman frames are a flat profile that is different from the traditional profile. Please note this when matching with sidelights.



686-WPR | 612-WPR

607-WPR

684-WPR

694-WPR | 493-WPR  
690-WPR

814-WPR | 866-WPR  
876-WPR

819-WPR

Note: Model 800 series Craftsman frames are a flat profile that is different from the traditional profile. Please note this when matching with sidelights.





# Destination Doorglass Collection

Your destination.

A place you want to be.

A place that puts you at ease.

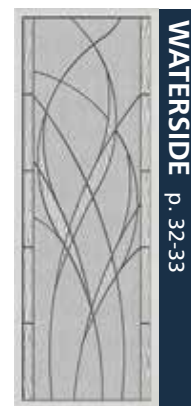

A place that draws you to it.

Though trends in home design change over time, one thing stays the same: A person's home is their sanctuary. It's the place where you can shake off a busy day, relax with a book, and welcome family and friends; where you are surrounded by things that make you feel good, that reflect who you are. Home is the place you want to be, your favorite destination.

## Destination doorglass for entry doors makes coming home just a little nicer.

ODL's Destination line reflects the trends we are seeing in home design and entry door/doorglass preferences. Four doorglass styles have higher levels of privacy, and each offers a unique minimalist design. Unique because your home and your style are your own. Just like the destination that draws you to it.

### What does your destination look like?





607-CTD



686-CTD | 612-CTD  
687-CTD



607-CTD



949-CTD



684-CTD

# Courtyard Doorglass Design

Wrought iron designs are as current today as they were 100 years ago. The pronounced fretwork of Courtyard creates a look that is both strong and subtle. Courtyard offers a high privacy level.



- 1 Granite Glass
- 2 Nickel Vein Wrought Iron Caming



©2016 ODL

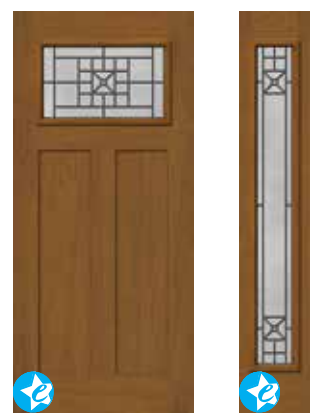
Model 800 series Craftsman frames are a flat profile that is different from the traditional profile. Please note this when matching with sidelights.



694-CTD | 493-CTD  
690-CTD

422-CTD

692-CTD



814-CTD | 866-CTD  
876-CTD | 886-CTD

819-CTD



686-CWK | 694-CWK



686-CWK | 612-CWK



607-CWK




684-CWK

# Crosswalk

## Doorglass Design

Modern design comes to life through strong linear lines interrupted by bold pops of gray glass. Crosswalk's look is abstract, modern, and stylish. Crosswalk offers a high privacy level.




- 1 Micro-Iced Granite Glass
- 2 Gray Softwave Glass
- 3 Clear Softwave Glass
- 4 Nickel Caming

Privacy Level



©2016 ODL

Model 800 series Craftsman frames are a flat profile that is different from the traditional profile. Please note this when matching with sidelights.



694-CWK | 493-CWK  
690-CWK



422-CWK



692-CWK



814-CWK | 866-CWK  
876-CWK | 886-CWK



819-CWK



686-PKY | 694-CL



686-PKY | 612-PKY



607-PKY




949-PKY



684-PKY

# Parkway Doorglass Design

Create symmetry in a home's entrance. A center stripe of streamed glass divides the evenly balanced Parkway glass. Parkway offers a high privacy level.



- 1 Micro-Iced Granite Glass**
- 2 Streamed Glass**
- 3 Brass Caming - 3/8" Horizontal, 7/32" Vertical**



©2016 ODL

Model 800 series Craftsman frames are a flat profile that is different from the traditional profile. Please note this when matching with sidelights.



694-PKY | 493-PKY  
690-PKY



422-PKY



692-PKY



814-PKY | 866-PKY  
876-PKY | 886-PKY



819-PKY






686-WTS

# Waterside

## Doorglass Design

Natural, free-flowing movement extends the length of Waterside and brings to mind a flowing river or grasses swaying in the breeze. Waterside offers a high privacy level.



- 1 Clear Softwave Glass
- 2 Streamed Glass
- 3 Black Chrome Caming

Privacy Level



©2016 ODL




686-WTS | 612-WTS  
687-WTS




607-WTS



684-WTS



694-WTS | 493-WTS  
690-WTS



422-WTS



692-WTS



# Spotlights® Doorglass

## Authentic Design for the Architecture Enthusiast™

Trends come and go. Good design lasts. As do good memories. Of homes you grew up in. Of architectural styles you've admired. Spotlights doorglass, from ODL, celebrates the best of your design history.

















## Put the spotlight on...your style, your price, your architectural expression, your entry door, your home.

Architectural style is what gives a home character. The charm of bungalows. The geometric patterns of mid-century minimalism. History revisited in Georgian revivals and Colonials. The horizontal stretch of ranch homes and the vertical stack of bi-levels and tri-levels.


Because you're inspired by your home's architecture or the vision of the one you're building, Spotlights doorglass is for you. It's the finishing touch for the discerning homeowner who appreciates architecture and the spirit of good design.

### Fit the Bill

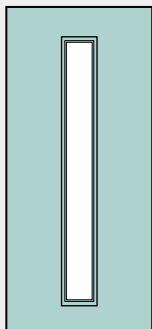
Spotlights gives you options that make it easier to meet your renovation and construction goals. Five doorglass sizes and seven glass options give you flexibility to create a unique look that complements the architecture of your home. Small and large glass sizes, horizontal and vertical shapes, and choices for the number, orientation, and type of glass give you plenty of flexibility for exactly the style, privacy, and price you desire.

1880s	1900s	1920s	1940s	1960s	1980s	2000s	2020s+
							
Victorian	Craftsman	Colonial	Tudor	Mid-Century Modern	Split-Level	Suburban Modern	Eclectic
							


## Frame Sizes



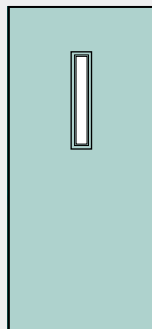
Model: 651  
Size: 22" x 10"



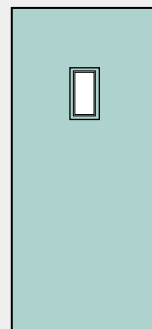
Model: 694  
Size: 7" x 64"



Model: 840  
Size: 12" x 12"



Model: 842  
Size: 22" x 3.5"

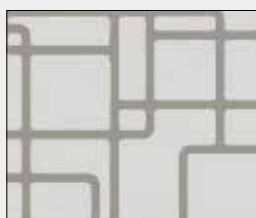


Model: 843  
Size: 11" x 5"

## Glass Choices



Chain Link (CHL)  
Perforated metal




Circuit (CCT)  
Silkscreen



Clear (CL)



Clear Low-E (CL-LE) 

## Heighten the Performance

Spotlights is constructed with performance features that style-savvy homeowners look for. Spotlights' FiberMate® molded and textured frame works equally well for painting or staining. FiberMate's material formulation out performs lesser quality frames: the frame's construction resists both warping and deformation from heat buildup and can be used with dark finishes.

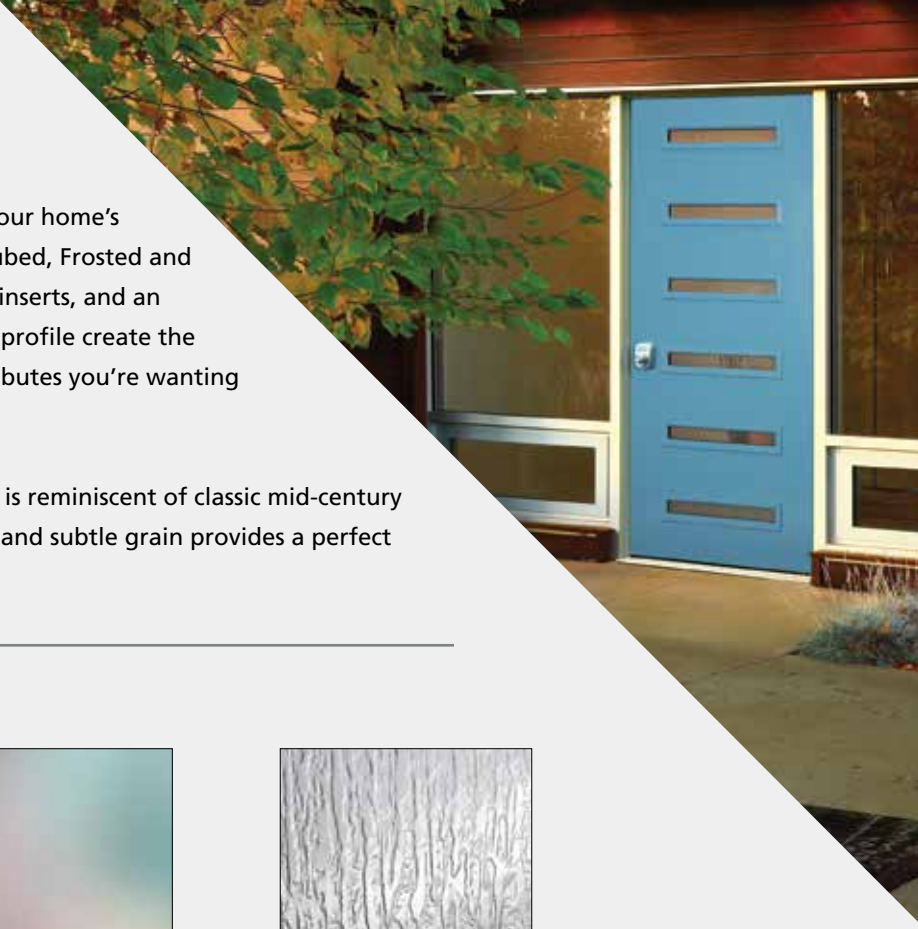
Spotlights' compression foam tape seal construction eliminates the oozing and sticky mess of wet caulk products. The frame seal's design is also engineered to extend the life of your door frame. If damaged doorglass needs to be replaced, you can do so without having to replace the frame as well. The modern Spotlights frame with compression foam tape seal is removed from the door, damaged glass repaired or replaced, and the frame reinstalled. Insulated glass and a well-constructed frame unit make Spotlights energy efficient.

Seated screw hole covers allow for easy alignment and match the frame's grain direction, resulting in a uniform, finished aesthetic.

# Keep It Real

Spotlights are true to the character of your home's aesthetics. Circuit, Clear, Clear Low-E, Cubed, Frosted and Rain glass; perforated metal Chain Link inserts, and an architecturally authentic modern frame profile create the minimalist aesthetic and functional attributes you're wanting in your home.

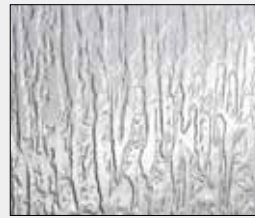
The textured grain in Spotlights' frames is reminiscent of classic mid-century maple and birch furniture. The uniform and subtle grain provides a perfect surface for paint or stain.




Cubed (CU)



Frosted (FSB)



Rain (RN)



Authentic Textured Frame




Stainable



Paintable



Compression Foam Tape Seal



Screw Hole Covers





# Perspectives Textured Doorglass

A view. A viewpoint.

A city skyline.

An attraction to cultural artifacts.

A swirl of clouds.


A cosmopolitan sensibility.

A colorful marketplace.

An appreciation for tradition and trends.

The front door of your home. A perspective of what lies beyond.


ODL considered views and viewpoints from around the world as we designed our Perspectives line. Textures, colors, patterns, terrain, objects, cultural influences—all led to this diverse collection of privacy glass styles for your entry door.







814-BLC



686-BLC | 612-BLC  
687-BLC




624-BLC



607-BLC




684-BLC  
672-BLC



694-BLC | 493-BLC  
690-BLC

# Blanca

## Textured Doorglass



Offering a high level of privacy and an understated backdrop, Blanca has a frosted, slightly stippled surface. Available in Clear or Low-E glass.

Textured surface enclosed in glass.

### Blanca Silk Screened Glass

#### Privacy Level



Model 800 series Craftsman frames are a flat profile that is different from the traditional profile. Please note this when matching with sidelights.



422-BLC



692-BLC




814-BLC | 866-BLC  
876-BLC | 886-BLC



817-BLC | 877-BLC  
867-BLC | 887-BLC



818-BLC | 878-BLC  
868-BLC | 888-BLC



819-BLC



820-BLC



686-CMS



686-CMS | 612-CMS  
687-CMS



607-CMS



684-CMS  
672-CMS

# Cumulus Textured Doorglass



Whether soft wisps of clouds or a 30,000-foot view of mountainous terrain, Cumulus takes a view from afar and brings in down to earth in your entryway door. Offers a high privacy level.


Textured surface exposed to the inside of the home.

### Cumulus Textured Glass


#### Privacy Level



Model 800 series Craftsman frames are a flat profile that is different from the traditional profile. Please note this when matching with sidelights.



694-CMS | 493-CMS  
690-CMS



422-CMS



692-CMS




814-CMS | 866-CMS  
876-CMS | 886-CMS



819-CMS



686-GTX



686-GTX | 612-GTX  
687-GTX



607-GTX



684-GTX  
672-GTX

# Geo-Text

## Textured Doorglass

Geo-Text's highly textured, geometric pattern is reminiscent of the pottery of Native Americans or weavings found in Moroccan markets. It has a strong symmetrical appearance and high level of privacy for your entryway.

Textured surface exposed to the inside of the home.




### Geo-Text Textured Glass

#### Privacy Level



Model 800 series Craftsman frames are a flat profile that is different from the traditional profile. Please note this when matching with sidelights.





686-LNN | 694-LNN



686-LNN | 612-LNN




607-LNN



684-LNN  
672-LNN

# Linens

## Textured Doorglass



Whether reminiscent of a soft linen shirt or an elegantly embroidered linen tablecloth, Linens's lightly etched glass and woven pattern complement casual or formal entryway designs. The translucent white glass and soft moiré of Linens's threads give it a high privacy level.


Textured surface exposed to the inside of the home.

### Linens Acid Etched Glass

#### Privacy Level



Model 800 series Craftsman frames are a flat profile that is different from the traditional profile. Please note this when matching with sidelights.



694-LNN | 493-LNN  
690-LNN



422-LNN



692-LNN



814-LNN | 866-LNN  
876-LNN | 886-LNN  
819-LNN





686-MG



686-MG | 612-MG  
687-MG



624-MG



607-MG



684-MG  
672-MG



659-MG



660-MG

# Micro-Granite Textured Doorglass

Just as its name implies, Micro-Granite blends texture and pattern to create a surface reminiscent of small textured polished pebbles. It provides a high level of privacy

Textured surface enclosed in glass.

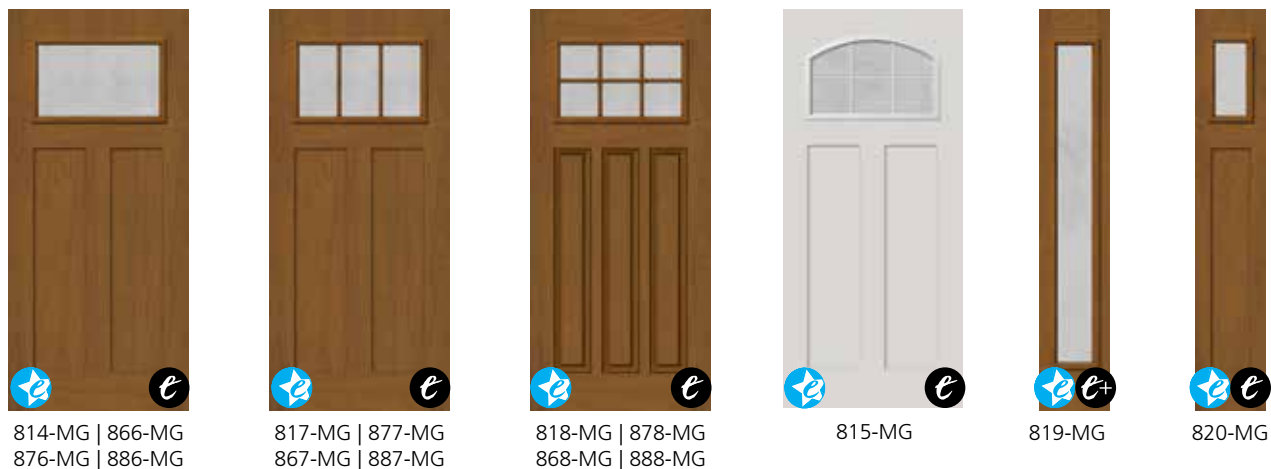



## Micro-Granite Textured Glass

### Privacy Level



Model 800 series Craftsman frames are a flat profile that is different from the traditional profile. Please note this when matching with sidelights.





686-MSC | 694-MSC



686-MSC | 612-MSC  
687-MSC



624-MSC



607-MSC



684-MSC  
672-MSC

# Mosaic Textured Doorglass



Mosaic finds inspiration in the cobblestone streets of historic villages and the soft reflections of a stony stream. The result is an angular, subtle pattern of light and a high level of privacy in your home's entrance.

Textured surface exposed to the inside of the home.

### Mosaic Textured Glass

#### Privacy Level




LOW

HIGH

Model 800 series Craftsman frames are a flat profile that is different from the traditional profile. Please note this when matching with sidelights.



694-MSC | 493-MSC  
690-MSC



422-MSC



692-MSC



814-MSC | 866-MSC  
876-MSC | 886-MSC

819-MSC



686-RN



686-RN | 612-RN  
687-RN

624-RN

607-RN

610-RN

949-RN

673-RN

684-RN  
672-RN



# Rain

## Textured Doorglass

All that's missing is a the patter of raindrops. Rain features a vertical pattern and textured surface that create the illusion of rain trickling down a window. It offers a high level of privacy.

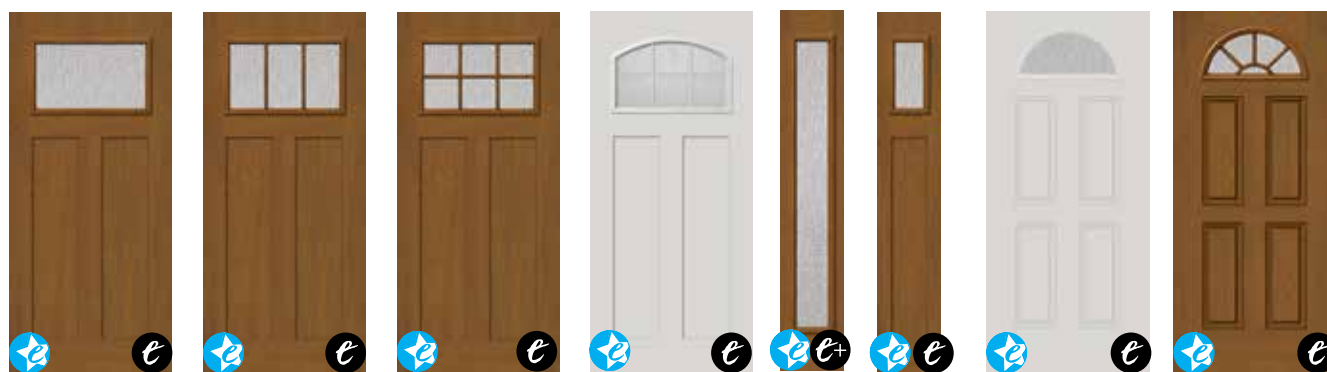
Textured surface enclosed in glass.

### Rain Textured Glass


#### Privacy Level



Model 800 series Craftsman frames are a flat profile that is different from the traditional profile. Please note this when matching with sidelights.



814-RN | 866-RN | 817-RN | 877-RN | 818-RN | 878-RN | 815-RN | 819-RN | 820-RN | 659-RN | 660-RN  
 876-RN | 886-RN | 867-RN | 887-RN | 868-RN | 888-RN



681-RN | 605-RN | 640-RN | 664-RN | 680-RN | 694-RN | 422-RN | 692-RN | 693-RN  
 493-RN | 690-RN




686-STM




686-STM | 612-STM  
687-STM




624-STM



607-STM



684-STM  
672-STM



640-STM

# Streamed Textured Doorglass




The pronounced vertical pattern and strong ribbed texture of Streamed creates the illusion of the organic flow of water in your entryway. Offers a high level of privacy. Textured surface exposed to the inside of the home.

### Streamed Textured Glass

#### Privacy Level



Model 800 series Craftsman frames are a flat profile that is different from the traditional profile. Please note this when matching with sidelights.







686-VPR



686-VPR | 612-VPR  
687-VPR



607-VPR




684-VPR  
672-VPR



640-VPR

# Vapor Textured Doorglass

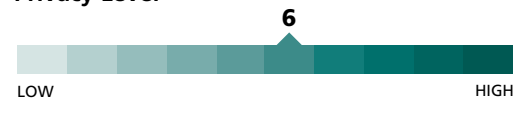


Reminiscent of Northern Lights, Vapor creates an ethereal play of light and shadow and a medium level of privacy for your entryway.


Textured surface exposed to the inside of the home.

## Vapor Textured Glass

### Privacy Level



Model 800 series Craftsman frames are a flat profile that is different from the traditional profile. Please note this when matching with sidelights.



694-VPR | 493-VPR  
690-VPR



422-VPR



692-VPR



814-VPR | 866-VPR  
876-VPR | 886-VPR



819-VPR

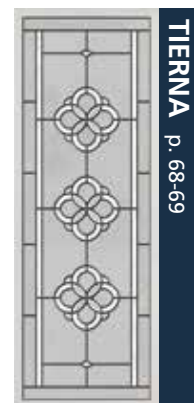

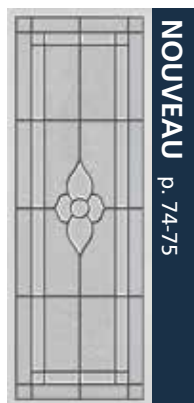



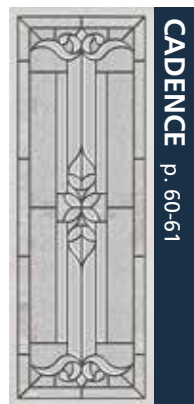


# Classic Style Doorglass

## Time-honored designs.

Choose from a rich variety of doorglass styles that will provide enduring beauty and lasting value for your home.

Fads come and go, but classic designs are always in style. Our Classic Collection offers timeless masterpieces with traditional elements such as floral designs and diamond patterns.






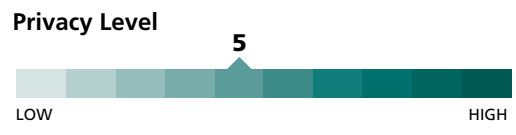
686-CD

# Cadence Doorglass Design

As its name suggests, Cadence flows into floral-inspired bevel clusters defined with a patina finish that creates a bright and Classic entrance with a medium level of privacy.




- 1 Clear Bevels
- 2 Ripple Glass
- 3 Hammered Glass
- 4 Patina Caming



## Price Group A



516-CD



686-CD | 612-CD



919-CD



607-CD



949-CD




694-CD | 493-CD  
690-CD



422-CD



607-EX



686-EX | 612-EX



919-EX




607-EX



684-EX

# Expressions Doorglass Design

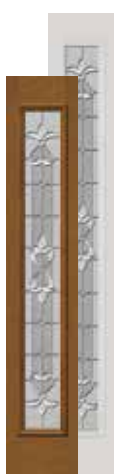
Expressions offers the enduring style you value in your home's architecture. Classic deep bevel swirls and subtle gray accents will stand the test of time. Expressions comes in a satin nickel finish and offers a medium level of privacy.



- 1 Granite Glass
- 2 Clear Bevels
- 3 Gray Renaissance Glass
- 4 Satin Nickel Coming 



## Price Group A



694-EX | 493-EX  
690-EX



422-EX



692-EX



516-EX



521-EX





607-HM | 422-HM



686-HM | 612-HM  
687-HM



919-HM



636-HM



607-HM




949-HM

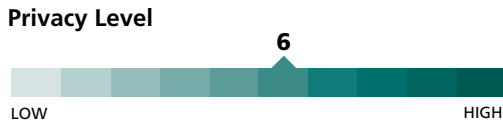
# Heirlooms

## Doorglass Design

The value you place on history makes Heirlooms your perfect choice. Its deeply cut bevels and satin nickel or brass finish create a Classic design that endures, just like family treasures that lie within your home. Heirlooms offers a medium privacy level.



- 1 Granite Glass
- 2 Glue Chip Glass
- 3 Clear Bevels
- 4 Brass or Satin Nickel Caming



### Price Group B



517-HM  
(satin nickel only)



503-HM | 578-HM



532-HM



506-HM | 507-HM | 521-HM



684-HM  
672-HM



632-HM



640-HM



659-HM



694-HM | 493-HM  
690-HM



422-HM



692-HM

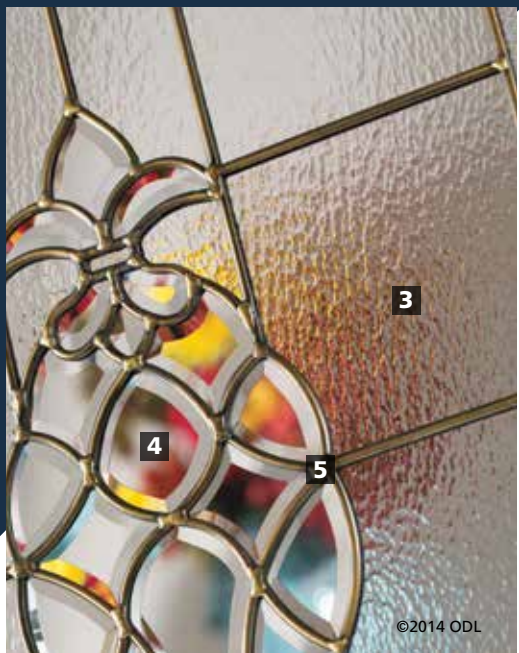


686-PNA

# Piña

## Doorglass Design

Known around the world as a symbol of hospitality, the pineapple form takes on elegance as well in the form of a cut bevel design framed in an antique brass finish. Piña's Classic design offers a high privacy level.



- 1 Clear Seedy Glass
- 2 Small Hammered Glass
- 3 Micro-Granite Glass
- 4 Clear Bevels
- 5 Antique Brass Caming



Privacy Level



### Price Group B



521-PNA



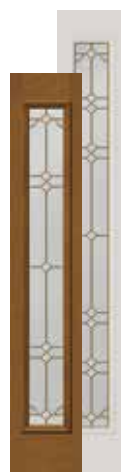
686-PNA | 612-PNA



949-PNA



684-PNA



694-PNA | 493-PNA  
690-PNA



692-PNA



686-TRN | 694-TRN



686-TRN



607-TRN



949-TRN




684-TRN

# Tierna

## Doorglass Design

Tierna introduces a Celtic knot pattern to your home's entrance. A symbol of timelessness and a gift for longevity and good luck, Tierna truly is a Classic design. It has a patina finish and a high privacy level.




- 1 Clear Bevels
- 2 Granite Glass
- 3 White Alabaster Glass
- 4 Hammered Glass
- 5 Patina Caming



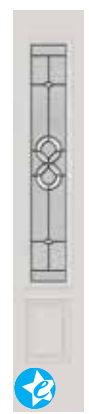
### Price Group B



648-TRN



694-TRN  
690-TRN



422-TRN



692-TRN



684-BT



686-BT | 612-BT  
687-BT



607-BT



949-BT

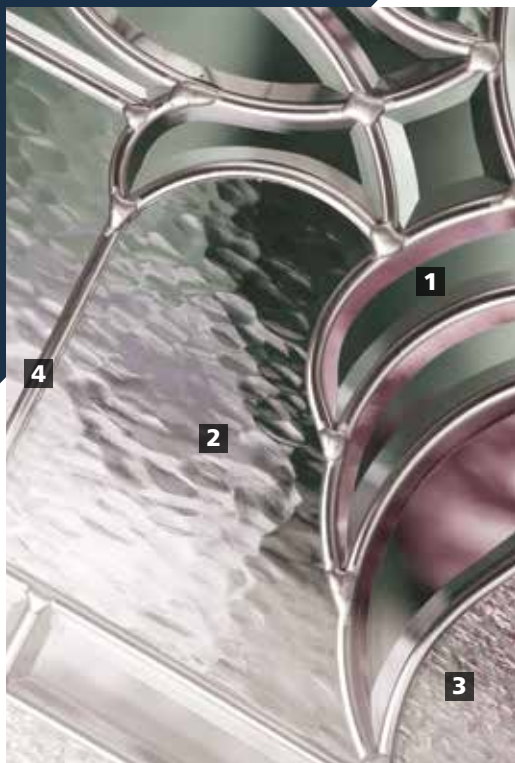


684-BT

# Bristol

## Doorglass Design

Bristol will add the finishing touch to your home's Classic architecture. Your eye will be drawn to a clear bevel column extending the length of the doorglass. Satin nickel finishing softly defines Bristol's lines. The hammered glass adds a high level of privacy.



- 1 Clear Bevels
- 2 Hammered Glass
- 3 Granite Glass
- 4 Satin Nickel Caming

Privacy Level



### Price Group C



506-BT



673-BT



694-BT | 493-BT  
690-BT




422-BT



692-BT





686-CRL



686-CRL | 612-CRL




607-CRL



949-CRL

# Carrollton Doorglass Design

Taking its name from an historic New Orleans neighborhood, Carrollton doorglass offers a bit of Classic and formal design for your home. A fleur-de-lis bevel cluster is the glass's focal point, with soft additions of clear and translucent glass and a patina finish. This Classic design has a high privacy level.




- 1 Clear Bevels
- 2 Double Glue Chip Glass
- 3 Clear Soft Wave Glass
- 4 Patina Coming




## Price Group C



684-CRL



694-CRL | 493-CRL  
690-CRL



422-CRL



692-CRL



686-MN | 694-MN



686-MN  
687-MN



919-MN



607-MN



949-MN




684-MN  
672-MN



637-MN

# Nouveau Doorglass Design

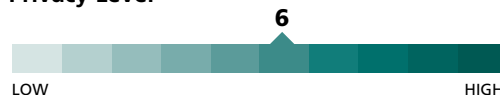
Nouveau places a brilliant bevel cluster at its center and frames it with a Classic bevel and translucent glass design. Complement your door hardware or home colors with a choice of brass, nickel or patina finish. Nouveau offers a medium level of privacy.



- 1 Clear Bevels
- 2 Glue Chip Glass
- 3 Brass, Nickel, or Patina Caming



Privacy Level



## Price Group C



507-MN | 521-MN



578-MN



659-MN



648-MN



640-MN



694-MN  
690-MN



422-MN



692-MN



686-GRC | 694-GRC



686-GRC | 612-GRC



919-GRC



607-GRC



949-GRC




684-GRC

# Grace

## Doorglass Design

Accent your front door with the graceful styling of a bevel cluster. The Classic look of Grace includes a backdrop of glass textures and a nickel or patina finish. Grace offers a high level of privacy.



- 1** Micro-Cubed Glass
- 2** Granite Glass
- 3** Micro-Granite Glass
- 4** Clear Bevels
- 5** Nickel or Patina Caming



Privacy Level



### Price Group D



673-GRC



632-GRC



648-GRC



659-GRC



694-GRC | 493-GRC  
690-GRC



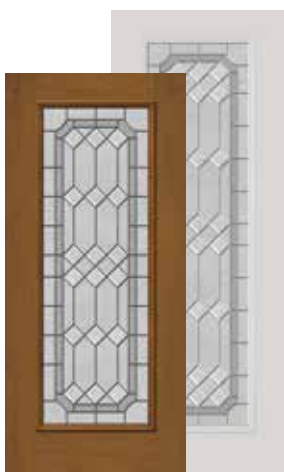
422-GRC



692-GRC



686-ME | 694-ME | 507-ME



686-ME | 612-ME  
687-ME  
(687/612-ME brass or nickel only)



607-ME  
(brass or nickel only)




684-ME



637-ME  
(brass or nickel only)

# Majestic Doorglass Design

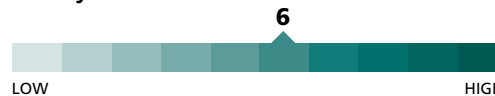
Majestic's formal pattern of bevels and glass, accented with gray shades, is the epitome of Classic design. Choices of brass, nickel, and patina finishes complement your door's hardware. Majestic provides a medium level of privacy.



- 1 Gray Soft Wave Glass
- 2 Glue Chip Glass
- 3 Glue Chip Bevels
- 4 Brass, Nickel, or Patina Caming



Privacy Level



## Price Group D



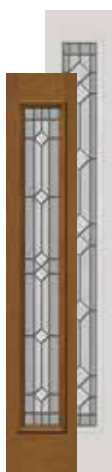
507-ME (brass or nickel only)  
521-ME



578-ME



640-ME



694-ME | 493-ME  
690-ME  
(493-ME brass or nickel only)



422-ME  
(brass or nickel only)



692-ME






686-TRC

# Trace

## Doorglass Design

The simplicity of Trace's styling creates a Classic and delicate touch to your home's entrance door. The translucent glass is softly etched to provide you with the higher level of privacy.




- 1 Light Gray Silkscreen
- 2 Clear Glass

Privacy Level



### Price Group D



686-TRC



919-TRC



949-TRC



684-TRC



694-TRC  
690-TRC



692-TRC



# Contemporary Style Doorglass

## Refreshing styles for today.

Our Contemporary Collection is for the homeowner who lives in the now.


This collection reflects a modern design sensibility with its sleek styles and sculptural forms, quiet patterns and bold statements—all with an appropriately contemporary twist. Perfect for keeping your home's entryway fresh and current.



**ENTROPY** p. 84-85



**IMPRESSIONS** p. 86-87



**RADIANT HUES** p. 90-91



**RENEWED IMPRESSIONS** p. 88-89





686-EN

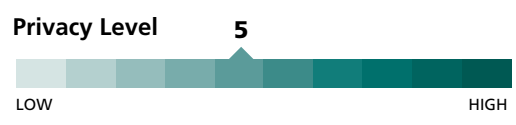
# Entropy

## Doorglass Design

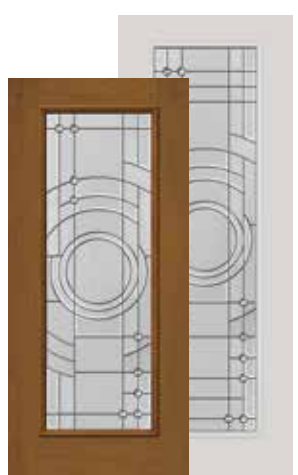
Sweeping, fluid forms define Entropy and your Contemporary design preferences. Circular patterns and a black chrome finish add a dramatic flair, and clear, translucent, and textured glass provides a medium privacy level.



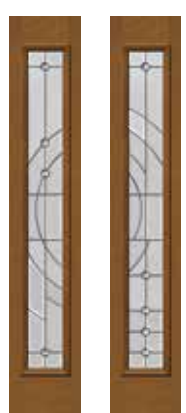
- 1 Clear Bevels
- 2 Clear Seedy Bevels
- 3 Granite Glass
- 4 Clear Renaissance Glass
- 5 Black Chrome Caming 



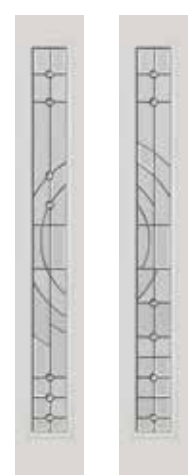
### Price Group A



686-EN | 612-EN  
687-EN



694-EN-LH 694-EN-RH  
690-EN-LH 690-EN-RH



493-EN-LH 493-EN-RH



686-LI | 694-LI



686-LI | 612-LI



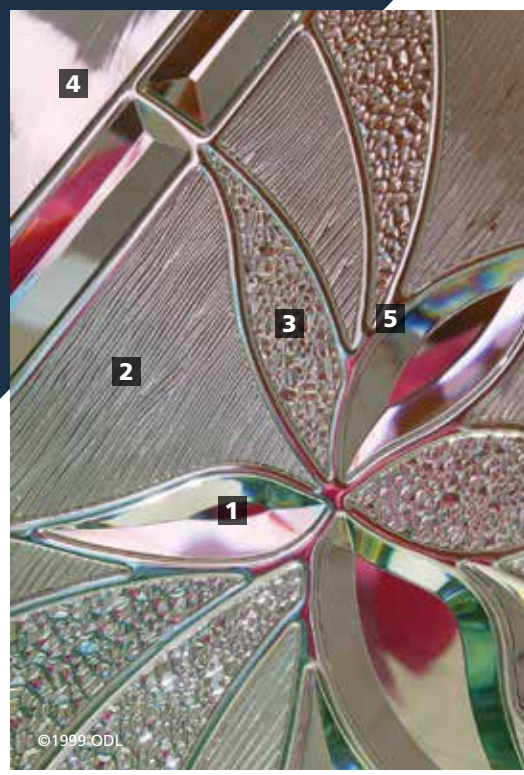
949-LI



684-LI

# Impressions Doorglass Design

First impressions are lasting impressions. And with Impressions doorglass, they also communicate your design panache and your home's Contemporary aesthetic. Sweeping floral patterns create a beautiful entryway and provide a high privacy level.



- 1 Clear Bevels
- 2 Streamed Glass
- 3 Iced Granite Glass
- 4 Clear Renaissance Glass
- 5 Cast Resin



## Price Group B



507-LI



659-LI



694-LI | 493-LI  
690-LI



692-LI





686-RLI | 694-RLI



686-RLI | 612-RLI



949-RLI

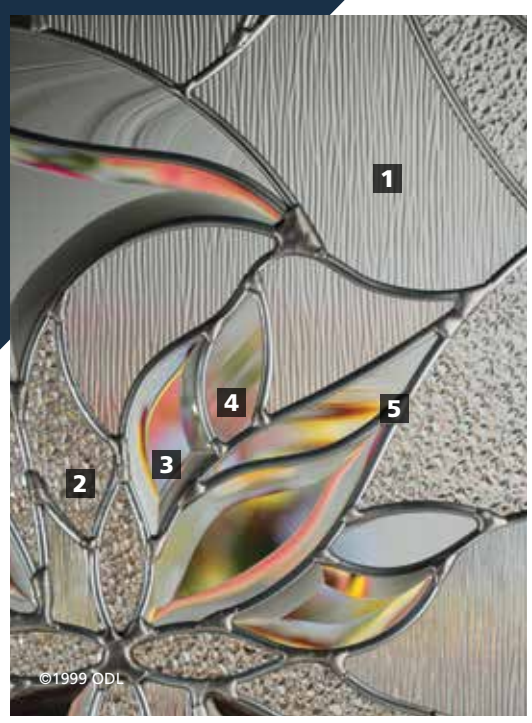


684-RLI

# Renewed Impressions

## Doorglass Design

The sweeping floral patterns of our signature Impressions decorative glass are elegantly refreshed with nickel coming to create Renewed Impressions. The Contemporary design's textured surface offers a high privacy level.



- 1 Streamed Glass**
- 2 Iced Granite Glass**
- 3 Clear Bevels**
- 4 Clear Renaissance Glass**
- 5 Nickel Coming** 



### Price Group B



507-RLI



659-RLI



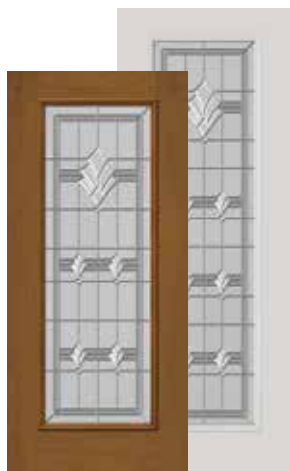
694-RLI | 493-RLI  
690-RLI



692-RLI



612-RA | 493-RA



686-RA | 612-RA  
687-RA



607-RA



949-RA



684-RA  
672-RA

# Radiant Hues

## Doorglass Design

Radiant Hues appeals to your appreciation for both striking and subtle design. Geometric grids, beveled prisms, and a nickel finish give your entryway a Contemporary and quiet elegance. Radiant Hues has a low privacy level.



- 1** Clear Renaissance Glass
- 2** Gray Renaissance Glass
- 3** Clear Bevels
- 4** Nickel Caming



### Price Group C




507-RA | 521-RA



517-RA



632-RA



694-RA | 493-RA  
690-RA



422-RA



692-RA


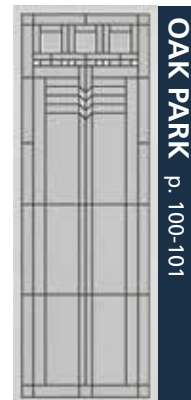
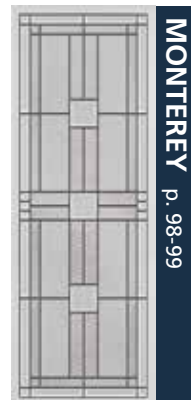





# Craftsman Style Doorglass

Natural style, crafted beauty.

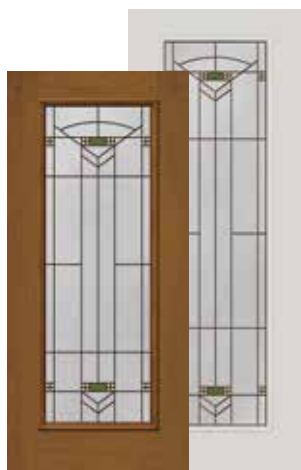
Our Craftsman Collection celebrates the art of handiwork and the beauty of natural materials.

Each doorglass design expresses the simplicity of form through balanced geometric patterns that will blend gracefully with the inside and outside of your home.





686-GRF | 694-GRF



686-GRF | 612-GRF  
687-GRF



607-GRF



684-GRF  
672-GRF



673-GRF

# Greenfield

## Doorglass Design

Hints of color within a simple geometric pattern create a subtle and warm welcome to your home. The oil-rubbed bronze finish reinforces Greenfield's handcrafted Craftsman design. Greenfield offers a high privacy level.



- 1** Pale Amber Soft Wave Glass
- 2** Olive Soft Wave Glass
- 3** Thin Reed Glass
- 4** Small Hammered Glass
- 5** Oil-Rubbed Bronze Caming



### Price Group A



521-GRF

Model 800 series Craftsman frames are a flat profile that is different from the traditional profile. Please note this when matching with sidelights.



694-GRF | 493-GRF  
690-GRF


422-GRF



814-GRF | 866-GRF  
876-GRF | 886-GRF



816-GRF




819-GRF



820-GRF






686-MOH

# Mohave

## Doorglass Design

Shades of the desert accent your home's entrance door. A blend of amber, bronze, and gray shades and a mix of translucent, clear, and textured glass make a Craftsman statement. Mohave features an oil-rubbed bronze finish and high privacy level.

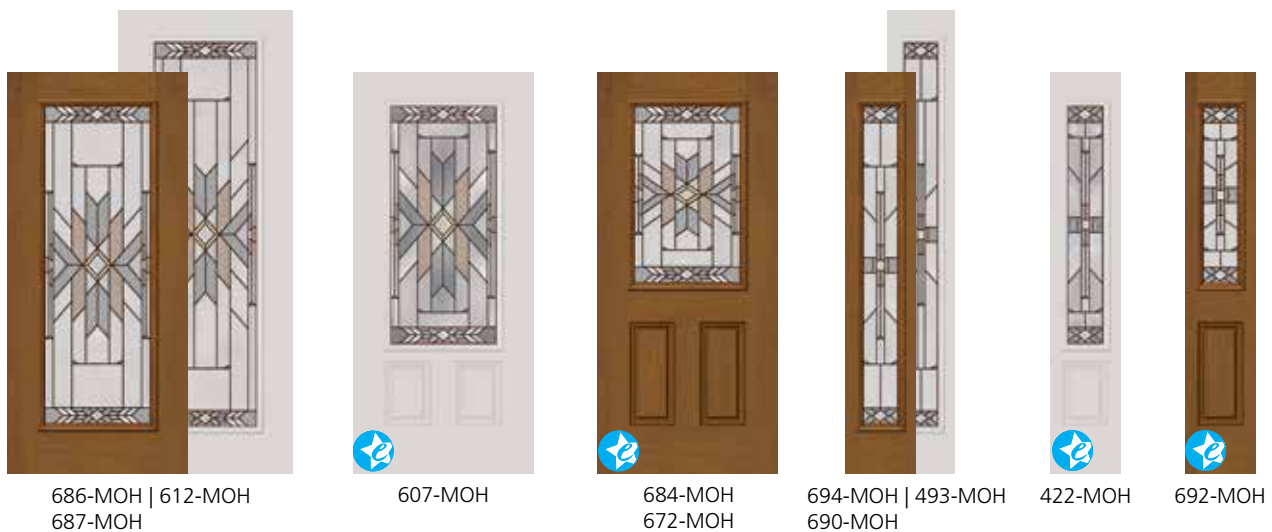



- 1 Streamed Glass
- 2 Gray Soft Wave Glass
- 3 Bronze Seedy Glass
- 4 Pale Amber Soft Wave Glass
- 5 Clear Bevels
- 6 Micro-Iced Granite Glass
- 7 Small Hammered Glass
- 8 Oil-Rubbed Bronze Caming

Privacy Level

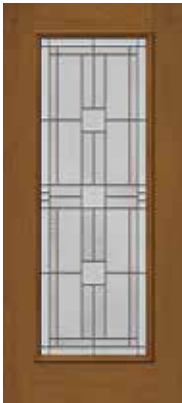


### Price Group B





814-MO



686-MO



607-MO




684-MO

# Monterey

## Doorglass Design

Monterey offers Craftsman design elements and a bit of modern style to your home's entrance. Clear bevels provide visibility, yet the translucent, textured glass offers a high privacy level. Patina and satin nickel give you finish options to complement your door hardware.



- 1 Clear Bevels
- 2 Micro-Granite Glass
- 3 Granite Glass
- 4 Satin Nickel or Patina Caming



Privacy Level



### Price Group B



507-MO

Model 800 series Craftsman frames are a flat profile that is different from the traditional profile. Please note this when matching with sidelights.



694-MO  
690-MO



422-MO



814-MO | 866-MO  
876-MO | 886-MO



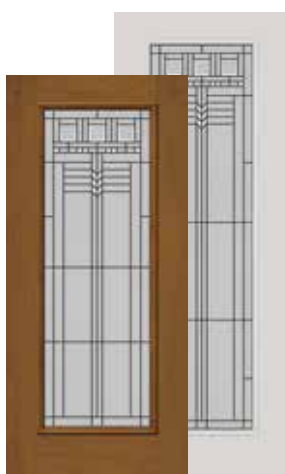
816-MO



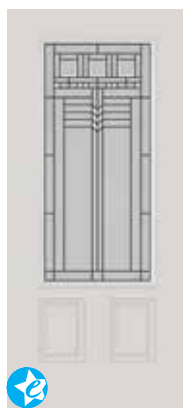
819-MO



684-KP | 694-KP



686-KP | 612-KP  
687-KP



607-KP




684-KP

# Oak Park

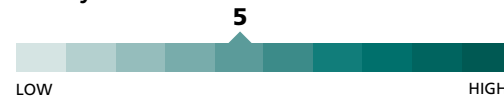
## Doorglass Design

When you think Craftsman style, you're thinking Oak Park. A patina finish and handcrafted, textured glass create a striking geometric pattern reminiscent of Arts and Crafts design. Four glass types create a bright entryway and medium privacy level.



- 1 Crinkle Glass
- 2 Thin Reed Glass
- 3 Clear Bevels
- 4 Clear Seedy Glass
- 5 Patina Caming

Privacy Level

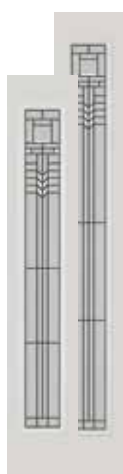


### Price Group B




507-KP | 521-KP

Model 800 series Craftsman frames are a flat profile that is different from the traditional profile. Please note this when matching with sidelights.



694-KP | 493-KP  
690-KP



422-KP



692-KP



814-KP | 866-KP  
876-KP | 886-KP



816-KP



819-KP



820-KP



686-MI

# Madison

## Doorglass Design

Renowned Craftsman architect Frank Lloyd Wright advocated that architecture should become one with its surrounding landscape. The Craftsman-inspired design of Madison's geometric pattern and its nickel vein wrought iron finish will fit the "landscape" of your home and complement the special touches you've given it. Madison provides a high privacy level.



1

2

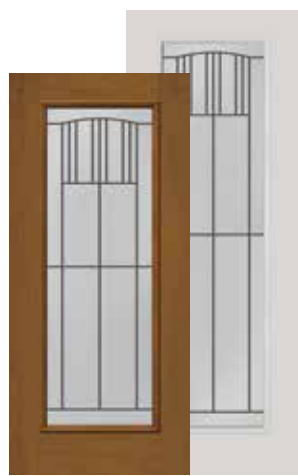
**1 Micro-Cubed Glass**

**2 Nickel-Vein Wrought Iron Caming**



### Price Group C


Model 800 series Craftsman frames are a flat profile that is different from the traditional profile. Please note this when matching with sidelights.



686-MI | 612-MI  
687-MI



607-MI



694-MI | 493-MI  
690-MI



422-MI



814-MI | 866-MI  
876-MI | 886-MI



816-MI

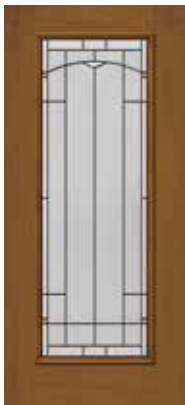


819-MI

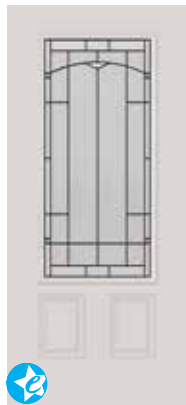




686-TPZ



686-TPZ  
687-TPZ



607-TPZ




684-TPZ  
672-TPZ



673-TPZ

# Topaz Doorglass Design

If you appreciate attention to detail, you'll like Topaz's subtle pops of color, focal bevel cluster, and patina finish. These "jewels" combine to create a Craftsman-style doorglass that adds beauty to your home's entryway and a high level of privacy.



©2010 ODL



- 1 Bronze Seedy Glass
- 2 Thin Reed Glass
- 3 Clear Bevel
- 4 Micro-Granite Glass
- 5 Patina Caming

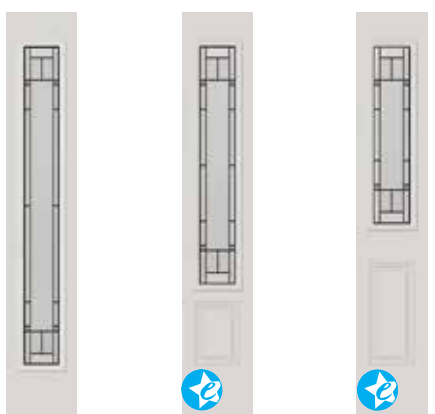
Privacy Level



## Price Group D



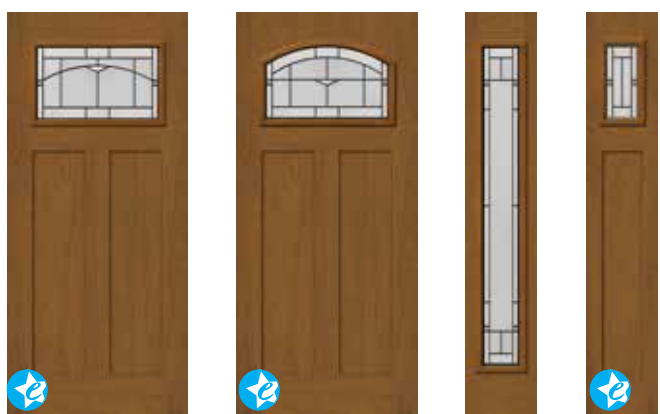
Model 800 series Craftsman frames are a flat profile that is different from the traditional profile. Please note this when matching with sidelights.



694-TPZ  
690-TPZ

422-TPZ

692-TPZ



814-TPZ | 866-TPZ  
876-TPZ | 886-TPZ

816-TPZ

819-TPZ

820-TPZ

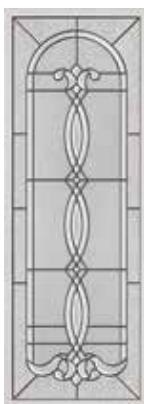


# Old World Style Doorglass

## Historical motifs translated for today.

This collection features a number of designs that will blend beautifully with the old world architecture of your home.

An appreciation for the aged and elegant, for the beauty of raw materials shaped into fine forms in the hands of skilled artisans. For homeowners who prefer wrought iron and rich patinas over highly polished finishes and ornamental scrolling over geometric patterns.



**AVANT**  
p. 110-111



**CATALINA**  
p. 112-113




**ELEGANT STAR**  
p. 118-119



**ELEGANT STAR (W)**  
p. 120-121



**JACINTO**  
p. 114-115



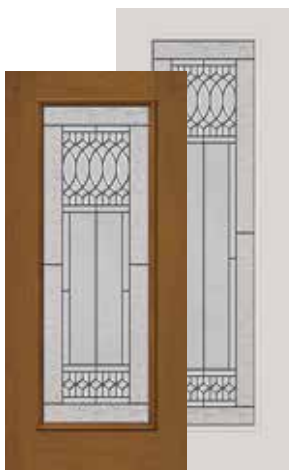
**PARIS**  
p. 108-109



**MEDITERRANEAN**  
p. 116-117



612-PS



686-PS | 612-PS  
687-PS



607-PS



684-PS  
672-PS


# Paris

## Doorglass Design

Your design sophistication and love of all things European make Paris the fitting choice for your home. An elegant arrangement of clear bevels, textures, and patina finish define the styling of our Old World Collection. Paris offers a medium privacy level.



- 1 Arctic Glass
- 2 Clear Bevels
- 3 Clear Renaissance Glass
- 4 Patina Caming

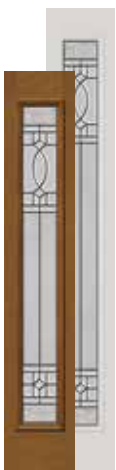


### Price Group A



507-PS | 521-PS

Model 800 series Craftsman frames are a flat profile that is different from the traditional profile. Please note this when matching with sidelights.



694-PS | 493-PS  
690-PS



422-PS



692-PS



814-PS | 866-PS  
876-PS | 886-PS



816-PS



819-PS




612-AV | 493-AV

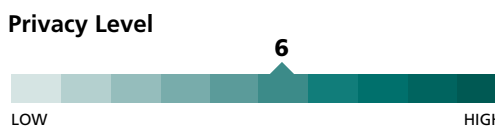
# Avant

## Doorglass Design

True to its definition, Avant is a stylistically forward doorglass choice, yet it balances characteristics of European architecture and Old World styling. A black chrome finish softly curves throughout a textured glass surface accented with clear bevel clusters. Avant offers a medium level of privacy.



- 1 Clear Bevels
- 2 Eaton Glass
- 3 Granite Glass
- 4 Black Chrome Coming 



### Price Group B








686-CA | 694-CA | 516-CA

# Catalina Doorglass Design

Reminiscent of handcrafted metal window grilles, Catalina brings Old World artistry to your home. Graceful bronze vein wrought iron scroll work accents a textured translucent glass surface for a high level of privacy and even higher level of Old World charm.



©2007 ODL

1 Micro-Granite Glass

2 Bronze Vein Wrought Iron Caming



Privacy Level



## Price Group B



686-CA | 612-CA



694-CA | 493-CA  
690-CA



516-CA



686-JA

# Jacinto

## Doorglass Design

Wrought iron scrolling and textured glass will add Old World charm to your home. Whether your architectural style is Spanish, Rustic, or Southwestern, Jacinto will bring an authentic design touch to your entryway. It offers a high level of privacy.



- 1 Arctic Glass
- 2 Wrought Iron Caming



### Price Group B



507-JA | 521-JA




532-JA



686-JA | 612-JA  
687-JA




607-JA



684-JA  
672-JA



694-JA | 493-JA  
690-JA




422-JA



607-MD

# Mediterranean Doorglass Design

Mediterranean pays homage to the wrought iron balconies and window grilles common in Mediterranean Revival architecture. Bring some Old World hospitality to your home and also enjoy a high level of privacy with textured translucent doorglass.



- 1 Arctic Glass
- 2 Wrought Iron Caming




## Price Group B



686-MD | 612-MD



607-MD



694-MD | 493-MD  
690-MD



422-MD



686-TX | 694-TX



686-TX | 612-TX





607-TX



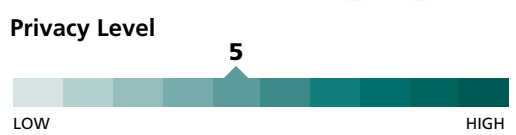
949-TX

# Elegant Star Doorglass Design


Elegant Star, with a star-shaped bevel, textured glass, and nickel or patina finish, is a softer take on the motif. It provides a medium level of privacy. Whichever star reflects your style, you're guaranteed to create a beautiful entryway.




- 1 Clear Bevels
- 2 Granite Glass
- 3 Glue Chip Glass
- 4 Nickel or Patina Caming




## Price Group C



684-TX



694-TX | 493-TX



422-TX

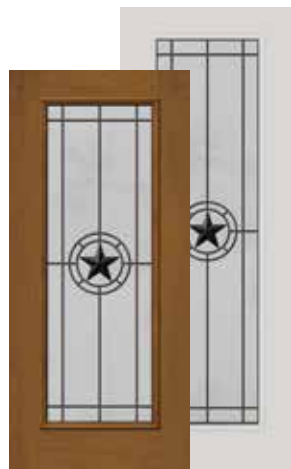


692-TX





686-TX | 690-TX



686-TX | 612-TX



607-TX



684-TX

# Elegant Star Doorglass Design

Elegant Star with wrought iron and textured translucent glass is a rustic, Southwestern treatment. It provides a high level of privacy.



- 1 Micro-Granite Glass
- 2 Wrought Iron Caming



## Price Group C



506-TX



690-TX | 493-TX



422-TX



692-TX



Enclosed Blinds Color Collection in Espresso

686-RLB-ES

## Enclosed Blinds Color Collection

In keeping with ODL's attention to style and design, we are introducing four NEW colors of Enclosed Blinds: Sand, Espresso, Slate Gray, and Silver Moon. With matching privacy channels and operators, the colors of your entry door blinds will always coordinate with your décor. The collection is available in Evolve® frames which provide superior rigidity and eliminate bothersome squeeze out using our dry glaze seal.

### Light and Privacy Control

You can close your blinds for complete privacy and security or open them up to enjoy the outdoors—and every level in between. The levels of light and privacy are yours to control using our easy operator. The full privacy channels eliminate light gaps, shadows, and sunlight glare. The NEW colors are offered with Low-E + glass and can meet ENERGY STAR® requirements when used with an ENERGY STAR® qualified door.

### Low Maintenance

Since our blinds are enclosed between two panels of glass, you never need to dust which decreases allergens. Even with repeated use, our Enclosed Blinds retain their new look, unlike exposed blinds that can become bent or tangled over time. ODL Enclosed Blinds carry a 20-year warranty on blinds, glass seal and operator for a long-term performance in your exterior door.

### Raise, Lower & Tilt—No Dusting!



Blinds lower neatly within full privacy channels to eliminate light gaps.

## Safety

ODL is leading the industry in enclosed blinds that reduce the safety risk for children and pets. Because our Enclosed Blinds do not have dangling cords, they have received two certifications.

**WCMA's "Certified Best for Kids" designation and Parents for Window Blind Safety (PWBS) Seal of Approval.**

Both organizations strongly urge parents to use window coverings without accessible cords in homes with children. In addition, all of our Enclosed Blinds are offered in tempered safety glass.

## Easy to Operate

The ergonomically placed single\* operator lets you raise, lower and tilt your blinds the entire length of the doorglass with only the slightest movement. No reaching or stooping is needed to adjust the blinds. An innovative design results in stacked blinds that take up the smallest of space at the top of the door glass when fully opened.

\* Due to the size and weight of the blinds, the 80" blinds have a dual operator that controls the raise, lower and tilt function.



## Enclosed Blinds Color Collection espresso, sand, silver moon, or slate gray



					
686-RLB-ES 687-RLB-ES	612-RLB-ES 496-RLB-ES	684-RLB-ES 672-RLB-ES	686-RLB-SD 687-RLB-SD	612-RLB-SD 496-RLB-SD	684-RLB-SD 672-RLB-SD
					
686-RLB-SM 687-RLB-SM	612-RLB-SM 496-RLB-SM	684-RLB-SM 672-RLB-SM	686-RLB-SG 687-RLB-SG	612-RLB-SG 496-RLB-SG	684-RLB-SG 672-RLB-SG



Light-Touch Enclosed Blinds  
686-RLB



## Enclosed Blinds

**Maintenance-free option for controlling levels of doorglass light and privacy.**

Enclosed blinds mean no dust or dirt, no kinks or dents, and no banging of the blinds when you open and close your door. A cordless design is a safer solution when children or pets are in the house. Light-Touch® blinds are designed and engineered to be used day in and day out. We've tested them for more door slamming (50,000 times) and adjusting (10,000 times) than your average household use. The glass seal is warranted for 20 years.

### Raise, Lower & Tilt—No Dusting!



Blinds lower neatly within full privacy channels to eliminate light gaps.



Uniform color in components provides a clean aesthetic look.

## Ergonomic design principles place fingertip control within easy reach.

Relax: Light-Touch® fully enclosed blinds give you a maintenance-free option for controlling levels of doorglass privacy. A single control lets you raise, lower, or stop anywhere in between, and tilt for full privacy, no privacy, or anything in between. Light-Touch blinds provide full coverage of your doorglass, so sunlight, moonlight, and streetlights stay out—unless you invite them in.

- The single operator lets you raise, lower or tilt the blinds in an easy slight movement.
- Blinds adjust for complete light block, and the privacy channels on each side eliminate light gaps when the blinds are closed—no street light shadows or sunlight glare.
- More privacy at night and increased sense of security.
- Available in Tan or White blinds.



## Energy Efficient

Light-Touch blinds and frames come in tan or white. Frames can be painted or finished to complement door and home finishes. Most Light-Touch blinds are offered with a Low-E glass option. Light-Touch blinds help meet ENERGY STAR® requirements when used with an ENERGY STAR® certified door or sidelight.

## Enclosed Blinds tan or white



686-RLB | 612-RLB  
687-RLB | 496-RLB



686-TRLB  
687-TRLB  
Tan



487-RLB



624-RLB



607-RLB



684-RLB  
672-RLB



684-TRLB  
Tan



690-RLB | 493-RLB



694-WFB  
TILT ONLY



690-TRLB  
Tan



692-RLB



Triple-Glazed Enclosed Blinds  
686-CGBG-BLD



## Triple-Glazed Enclosed Blinds

### With Grilles Between Glass

The triple-glazed design suppresses traffic sounds and other unwelcome noises with a STC rating value of 34\*. Triple-glazed design also reduces heat transmission by up to 28%. All triple-glazed doorglass is offered with a Low-E glass option.

*\*STC = Sound Transmission Coefficient.  
See [www.odl.com](http://www.odl.com) for more information.*

**Raise, Lower & Tilt—No Dusting!**



## Privacy and Light Control

With the blinds lowered, you control the amount of privacy and light coming into your home. With the blinds raised, you feature your grille door style. Looks and function with none of the cleaning and banging associated with traditional blinds. That's a triple win!

- Side operator raises, lowers, and tilts the blind.
- Triple-glazed design reduces heat transmission by up to 28%.
- Helps meet ENERGY STAR® requirements when used with an ENERGY STAR® certified door or sidelight.
- 20 YEAR GLASS SEAL WARRANTY
- Available in white 11/16" contoured grille.

## Energy Efficient


Glass + grille + glass + blind + glass = energy efficient, sound dampening, privacy and light control, and the charm of contoured door grilles.



Blinds completely disappear into top valance when fully raised.



Ergonomic design principles place fingertip control within easy reach. Side operator raises, lowers, and tilts the blind.



Triple-Glazed Enclosed Blinds  
684-CGBG-BLD

## Triple Glazed Doorglass Blinds white



686-BLD  
1-Light



686-CGBG-BLD  
15-Light



686-CGBG-BLD  
10-Light



684-BLD  
1-Light



684-CGBG-BLD  
9-Light





Traditional Style SDL  
720-SDL 9-Light Rain Glass

## Traditional Style Simulated Divided Lights

**Practical and elegant take on traditional divided door lights.**

The look of a true divided light, with the energy efficiency of a single light. A mill finish grille between glass, and backing strips for a true wood muntin appearance.

### Traditional SDL

The Traditional SDL bars are injection molded along with our Evolve® Frame to eliminate separate application of the SDL bars. This all-in-one design offers a better flush-to-glass fit. Evolve frames are available in white or oak FiberMate® material. Now available with Rain Low-E or Baroque Low-E glass, as well as Clear Low-E glass for doors and sidelights.

---

Clear Low-E, Baroque Low-E, or Rain Low-E Glass  
Traditional 1-1/8" External Grille (SDL)  
7/8" Internal Grille  
Available in Oak or White





**Traditional Style SDL** Clear Low-E, Rain Low-E, or Baroque Low-E Glass



679-SDL  
8-Light



558-SDL | 725-SDL  
6-Light



726-SDL  
10-Light



724-SDL  
15-Light



722-SDL  
12-Light



646-SDL  
6-Light



606-SDL  
4-Light



720-SDL  
9-Light



490-SDL  
4-Light



728-SDL  
3-Light



727-SDL  
5-Light



406-SDL  
2-Light



446-SDL  
3-Light



723-SDL  
4-Light



721-SDL  
3-Light



Craftsman Style SDL  
818-SDL 6-Light

## Craftsman Style Simulated Divided Lights

Designed with Architectural Style  
In Mind.

The look of a true divided light, with the energy efficiency of a single light. A mill finish grille between glass, and backing strips for a true wood muntin appearance.

### Craftsman SDL

All Craftsman SDL are manufactured with our craftsman style grilles available in mahogany, oak, or white. All are available in Clear Low-E, Rain Low-E, and Micro-Granite Low-E. Select sizes also available in Blanca Low-E and Streamed Low-E.

Clear Low-E, Blanca Low-E, Micro-Granite Low-E,  
Rain Low-E, Streamed Low-E Glass  
Craftsman 7/8" External Grille (SDL)  
1/2" Internal Grille  
Available in Mahogany,  
Oak or White






817-SDL 3-Light



Blanca Low-E



Micro-Granite Low-E



Rain Low-E



Streamed Low-E

Enclosed Blinds

Simulated Divided Light

Grilles Between Glass

Vents

## Craftsman Style SDL Clear Low-E, Blanca Low-E, Micro-Granite Low-E, Rain Low-E, and Streamed Low-E Glass



817 | 867 | 877-SDL  
887-SDL  
3-Light

Clear Low-E  
Blanca Low-E  
Micro-Granite Low-E  
Rain Low-E  
Streamed Low-E



818 | 868 | 878-SDL  
888-SDL  
6-Light

Clear Low-E  
Blanca Low-E  
Micro-Granite Low-E  
Rain Low-E



815-SDL  
6-Light

Clear Low-E  
Micro-Granite Low-E  
Rain Low-E



820-CL  
1-Light

Clear Low-E  
Micro-Granite Low-E  
Rain Low-E



819-CL  
1-Light

Clear Low-E  
Blanca Low-E  
Micro-Granite Low-E  
Rain Low-E

Clear Doorglass

Severe Weather Doorglass

Frames



Grilles Between Glass in Bronze/White  
686-GBG 10-Light | 694-GBG 5 Light

## Grilles Between Glass

Standard Grille - 5/8" (GBG) or  
Wide Grille - 7/8" (GBG78)

Now available in Black and  
Two-Tone Bronze/White

Standard and Wide Grilles offer the broadest range of applications in our Grilles Between Glass products. Equally at home on your entry, side, or patio door; sidelights; and transoms, Standard and Wide Grilles offer a clean look at a price that won't break the bank. These grilles come in six distinct finishes.

Between Clear or Low-E Glass 

5/8" Grille (GBG) or 7/8" Grille (GBG78)

Available in White, Tan, Champagne, Black, Bronze,  
and Two-Tone Bronze (exterior) / White (interior)





Grilles Between Glass in Black  
607-GBG78 12-Light

Enclosed Blinds

Simulated Divided Light

Grilles Between Glass

Vents

Clear Doorglass





Severe Weather Doorglass






Frames

MODEL SIZE	HALF LIGHTS										MISC SIZES					
	DOORGLASS					SIDELIGHTS					DOORGLASS					
	4-Light		9-Light			2-Light		3-Light			5-Light		4-Light			
684 22 x 36						684 22 x 36		692 8 x 36		692 8 x 36		660 SUNBURST		662 22 x 6		
BAR WIDTH	5/8"	7/8"	5/8"	7/8"	5/8"	7/8"	5/8"	7/8"	5/8"	7/8"	5/8"	5/8"				
CLEAR   LOW-E	CL	LE	CL	LE	CL	LE	CL	LE	CL	LE	CL	LE	CL	LE	CL	LE
WHITE	■	■	■	■	■	■	■	■	■	■	■	■	■	■	■	■
TAN	■	■	■	■	■	■	■	■	■	■	■	■	■	■	■	■
CHAMPAGNE	■	■	■	■	■	■	■	■	■	■	■	■	■	■	■	■
BLACK	■	■	■	■	■	■	■	■	■	■	■	■	■	■	■	■
BRONZE	■	■	■	■	■	■	■	■	■	■	■	■	■	■	■	■
BRONZE/WHITE	■	■	■	■	■	■	■	■	■	■	■	■	■	■	■	■

3/4 LIGHTS																														
DOORGLASS														SIDELIGHTS																
MODEL SIZE	607 22 x 48		607 22 x 48		607 22 x 48		607 22 x 48		607 22 x 48		422 8 x 48		422 8 x 48		422 8 x 48															
BAR WIDTH	5/8" 7/8"		5/8" 7/8"		5/8" 7/8"		5/8" 7/8"		5/8" 7/8"		5/8" 7/8"		5/8" 7/8"		5/8" 7/8"															
CLEAR   LOW-E	CL	LE	CL	LE	CL	LE	CL	LE	CL	LE	CL	LE	CL	LE	CL	LE	CL	LE	CL	LE	CL	LE	CL	LE	CL	LE	CL	LE		
WHITE	■	■	■	■	■	■	■	■	■	■	■	■	■	■	■	■	■	■	■	■	■	■	■	■	■	■	■	■	■	
TAN			■	■			■	■			■	■			■	■			■	■			■	■			■	■		
CHAMPAGNE	■	■			■	■			■	■			■	■			■	■			■	■			■	■			■	■
BLACK	■	■	■	■	■	■	■	■	■	■	■	■	■	■	■	■	■	■	■	■	■	■	■	■	■	■	■	■	■	■
BRONZE	■	■			■	■			■	■			■	■			■	■			■	■			■	■			■	■
BRONZE/WHITE	■	■	■	■	■	■	■	■	■	■	■	■	■	■	■	■	■	■	■	■	■	■	■	■	■	■	■	■	■	■

6/8 FULL LIGHTS																														
DOORGLASS																														
MODEL SIZE	687 20 x 64		686 22 x 64		687 20 x 64		686 22 x 64		687 20 x 64		686 22 x 64		687 20 x 64		686 22 x 64		624 14 x 64													
BAR WIDTH	5/8" 7/8"		5/8" 7/8"		5/8" 7/8"		5/8" 7/8"		5/8" 7/8"		5/8" 7/8"		5/8" 7/8"		5/8" 7/8"		5/8" 7/8"													
CLEAR   LOW-E	CL	LE	CL	LE	CL	LE	CL	LE	CL	LE	CL	LE	CL	LE	CL	LE	CL	LE	CL	LE	CL	LE	CL	LE	CL	LE	CL	LE		
WHITE	■	■	■	■	■	■	■	■	■	■	■	■	■	■	■	■	■	■	■	■	■	■	■	■	■	■	■	■	■	
TAN			■	■			■	■			■	■			■	■			■	■			■	■			■	■		
CHAMPAGNE	■	■			■	■			■	■			■	■			■	■			■	■			■	■			■	■
BLACK	■	■	■	■	■	■	■	■	■	■	■	■	■	■	■	■	■	■	■	■	■	■	■	■	■	■	■	■	■	■
BRONZE	■	■			■	■			■	■			■	■			■	■			■	■			■	■			■	■
BRONZE/WHITE	■	■	■	■	■	■	■	■	■	■	■	■	■	■	■	■	■	■	■	■	■	■	■	■	■	■	■	■	■	■

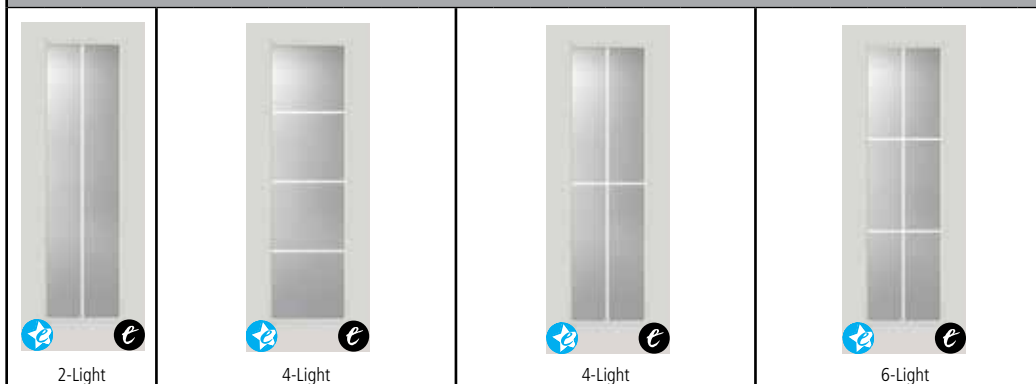
6/8 FULL LIGHTS																
DOORGLASS																
																
2-Light		4-Light				4-Light				6-Light						
MODEL SIZE	687 20 x 64		687 20 x 64		686 22 x 64		687 20 x 64		686 22 x 64		687 20 x 64		686 22 x 64			
BAR WIDTH	5/8" 7/8"		5/8" 7/8"		5/8" 7/8"		5/8" 7/8"		5/8" 7/8"		5/8" 7/8"		5/8" 7/8"			
CLEAR   LOW-E	CL	LE	CL	LE	CL	LE	CL	LE	CL	LE	CL	LE	CL	LE	CL	LE
WHITE	■	■	■	■	■	■	■	■	■	■	■	■	■	■	■	■
TAN	■	■	■	■	■	■	■	■	■	■	■	■	■	■	■	■
CHAMPAGNE	■	■	■	■	■	■	■	■	■	■	■	■	■	■	■	■
BLACK	■	■	■	■	■	■	■	■	■	■	■	■	■	■	■	■
BRONZE	■	■	■	■	■	■	■	■	■	■	■	■	■	■	■	■
BRONZE/WHITE	■	■	■	■	■	■	■	■	■	■	■	■	■	■	■	■

6/8 FULL LIGHTS																
DOORGLASS						SIDELIGHTS										
																
15-Light						2-Light		3-Light		4-Light		5-Light				
MODEL SIZE	600 22 x 64		601 22 x 64		694 7 x 64		694 7 x 64		694 7 x 64		694 7 x 64		690 8 x 64			
BAR WIDTH	5/8" 7/8"		5/8" 7/8"		5/8" 7/8"		5/8" 7/8"		5/8" 7/8"		5/8" 7/8"		5/8" 7/8"			
CLEAR   LOW-E	CL	LE	CL	LE	CL	LE	CL	LE	CL	LE	CL	LE	CL	LE	CL	LE
WHITE	■	■	■	■	■	■	■	■	■	■	■	■	■	■	■	■
TAN	■	■	■	■	■	■	■	■	■	■	■	■	■	■	■	■
CHAMPAGNE	■	■	■	■	■	■	■	■	■	■	■	■	■	■	■	■
BLACK	■	■	■	■	■	■	■	■	■	■	■	■	■	■	■	■
BRONZE	■	■	■	■	■	■	■	■	■	■	■	■	■	■	■	■
BRONZE/WHITE	■	■	■	■	■	■	■	■	■	■	■	■	■	■	■	■



8/0 FULL LIGHTS


DOORGLASS



MODEL SIZE	612 22 x 80		496 20 x 80		612 22 x 80		496 20 x 80		612 22 x 80		496 20 x 80		612 22 x 80																
	5/8"	7/8"	5/8"	7/8"	5/8"	7/8"	5/8"	7/8"	5/8"	7/8"	5/8"	7/8"	5/8"	7/8"															
CLEAR   LOW-E	CL	LE	CL	LE	CL	LE	CL	LE	CL	LE	CL	LE	CL	LE	CL	LE	CL	LE	CL	LE	CL	LE	CL	LE	CL	LE	CL	LE	
WHITE	■	■	■	■	■	■	■	■	■	■	■	■	■	■	■	■	■	■	■	■	■	■	■	■	■	■	■	■	■
TAN			■	■			■	■			■	■			■	■			■	■			■	■			■	■	
CHAMPAGNE	■	■			■	■			■	■			■	■			■	■			■	■			■	■			
BLACK	■	■	■	■	■	■	■	■	■	■	■	■	■	■	■	■	■	■	■	■	■	■	■	■	■	■	■	■	
BRONZE	■	■			■	■			■	■			■	■			■	■			■	■			■	■			
BRONZE/WHITE	■	■	■	■	■	■	■	■	■	■	■	■	■	■	■	■	■	■	■	■	■	■	■	■	■	■	■	■	

8/0 FULL LIGHTS

SIDELIGHTS



MODEL SIZE	493 8 x 80		493 8 x 80		493 8 x 80		493 8 x 80							
	5/8"	7/8"	5/8"	7/8"	5/8"	7/8"	5/8"	7/8"						
CLEAR   LOW-E	CL	LE	CL	LE	CL	LE	CL	LE	CL	LE	CL	LE	CL	LE
WHITE	■	■	■	■	■	■	■	■	■	■	■	■	■	■
TAN			■	■			■	■			■	■		
CHAMPAGNE	■	■			■	■			■	■			■	■
BLACK	■	■	■	■	■	■	■	■	■	■	■	■	■	■
BRONZE	■	■			■	■			■	■			■	■
BRONZE/WHITE	■	■	■	■	■	■	■	■	■	■	■	■	■	■

RADIUS TRANSOMS

5/8" WHITE BAR CLEAR GLASS



5-Light STARBURST

500  
35.875 x 17.75



5-Light ELLIPTICAL

512  
62.875 x 9.25

514  
66.875 x 9.25



5-Light ELLIPTICAL

502  
62.875 x 13.75

503  
66.875 x 13.75

8/0 FULL LIGHTS

DOORGLASS



8-Light



12-Light



18-Light



12-Light

	MODEL SIZE	496 20 x 80				612 22 x 80				496 20 x 80				612 22 x 80				496 20 x 80				612 22 x 80				487 14 x 80			
		5/8"		7/8"		5/8"		7/8"		5/8"		7/8"		5/8"		7/8"		5/8"		7/8"		5/8"		7/8"					
BAR WIDTH		CL	LE	CL	LE	CL	LE	CL	LE	CL	LE	CL	LE	CL	LE	CL	LE	CL	LE	CL	LE	CL	LE	CL	LE	CL	LE	CL	LE
CLEAR   LOW-E																													
WHITE		■	■	■	■	■	■	■	■	■	■	■	■	■	■	■	■	■	■	■	■	■	■	■	■	■	■	■	■
TAN				■	■			■	■			■	■			■	■			■	■			■	■			■	■
CHAMPAGNE		■	■			■	■			■	■			■	■			■	■			■	■			■	■		
BLACK		■	■	■	■	■	■	■	■	■	■	■	■	■	■	■	■	■	■	■	■	■	■	■	■	■	■	■	■
BRONZE		■	■			■	■			■	■			■	■			■	■			■	■			■	■		
BRONZE/WHITE		■	■	■	■	■	■	■	■	■	■	■	■	■	■	■	■	■	■	■	■	■	■	■	■	■	■	■	■

RECTANGLE TRANSOMS



3-Light



4-Light

MODEL SIZE	505 35.875 x 13.875		517 35.875 x 11.875		525 35.875 x 9.375		547 49.375 x 11.875		552 51.375 x 11.875	
	5/8"	7/8"	5/8"	7/8"	5/8"	7/8"	5/8"	7/8"	5/8"	7/8"
CLEAR GLASS	CL	CL	CL	CL	CL	CL	CL	CL	CL	CL
WHITE	■		■	■	■	■	■		■	
TAN				■						

RECTANGLE TRANSOMS



5-Light



6-Light

MODEL SIZE	506 62.875 x 13.875		507 66.875 x 13.875		521 62.875 x 11.875		526 62.875 x 9.325		527 66.875 x 9.375		551 72.625 x 11.875	
	5/8"	7/8"	5/8"	7/8"	5/8"	7/8"	5/8"	7/8"	5/8"	7/8"	5/8"	7/8"
CLEAR GLASS	CL	CL	CL	CL	CL	CL	CL	CL	CL	CL	CL	CL
WHITE	■		■		■	■	■	■	■	■	■	
TAN						■						■




Arts & Crafts Grilles Between Glass  
686-ACGBG 3-Light


## Grilles Between Glass

### Arts & Crafts - 5/8" (ACGBG)

Complement the architectural style of your home or express your appreciation for a natural approach to design. Arts & Crafts grilles' simple three- and four-light white patterns for Low-E glass are available for doors and sidelights.

---

Between Low-E Glass   
5/8" Grille (ACGBG)  
Available in White





607-ACGBG 4-Light

**Arts & Crafts - 5/8" (ACGBG) white**



686-ACGBG | 612-ACGBG  
687-ACGBG | 496-ACGBG  
3-Light



686-ACGBG | 612-ACGBG  
687-ACGBG | 496-ACGBG  
4-Light



607-ACGBG  
3-Light



607-ACGBG  
4-Light



684-ACGBG  
3-Light



684-ACGBG  
4-Light



690-ACGBG  
694-ACGBG  
493-ACGBG  
3-Light




Prairie Style Grilles Between Glass  
686-PIM78 in Tan


## Grilles Between Glass

### Prairie Style - 5/8" or 7/8" (PIM)

These grilles strike the geometric balance that is a trademark of Prairie Style architecture. Grilles are offered in two widths, each with two finish options, and for clear and Low-E glass.

---

Between Clear or Low-E Glass   
Standard 5/8" Grille (PIM)  
Available in Champagne or White

Between Clear or Low-E Glass   
Wide 7/8" Grille (PIM78)  
Available in Champagne, Tan, or White






612-PIM


### Prairie Style - 5/8" (PIM) champagne or white



686-PIM | 612-PIM  
687-PIM | 496-PIM



607-PIM



684-PIM



690-PIM | 493-PIM  
694-PIM




422-PIM



692-PIM

### Prairie Style - 7/8" (PIM78) tan or white



686-PIM78  
687-PIM78



607-PIM78



684-PIM78



690-PIM78  
694-PIM78



422-PIM78



692-PIM78



Contoured Grilles Between Glass  
612-CGBG 12-Light | 493-CGBG 6-Light

## Grilles Between Glass

### Contoured Grille - 11/16" (CGBG)

The slight contour of these grilles creates an appearance of depth in your door, sidelight, or transom. Contoured grilles are a great option for French-style patio doors, too. Offered in two finishes, grilles can also be customized to create exactly the look you desire.

Between Clear or Low-E Glass 

11/16" Grille (CGBG)


Available in Champagne or White




# Contoured Grille - 11/16" (CGBG) champagne or white




686-CGBG | 612-CGBG  
687-CGBG | 496-CGBG  
624-CGBG  
10-Light | 12-Light



686-CGBG | 612-CGBG  
687-CGBG | 496-CGBG  
15-Light | 18-Light



607-CGBG  
12-Light



684-CGBG  
9-Light  
672-CGBG  
white only



690-CGBG  
694-CGBG  
5-Light  
493-CGBG  
6-Light



422-CGBG  
4-Light



692-CGBG  
3-Light



517-CGBG 3-Light  
white only



547-CGBG 4-Light  
white only



507-CGBG 5-Light  
white only



521-CGBG 5-Light  
white only



551-CGBG 6-Light  
white only



686-CGBG 10-Light

Enclosed Blinds

Simulated Divided Light

Grilles Between Glass

Vents

Clear Doorglass

Severe Weather Doorglass

Frames





Vents - Clear Glass  
799-CL

## Vents

### Clear or Rain glass

Use our Vents for a boost of fresh air in workshops, garages, or your home. Ten adjustments allow you to control the flow of air. A durable UV-resistant molded frame and removable screen ease cleaning.

---

Clear or Rain Glass

Low-E options available 

20 Year Glass Seal Warranty


Available in white 

---



Rain



Clear or  
Low-E 



Vents - Rain Glass  
799-RNGBG



Enclosed Blinds

Simulated Divided Light

Grilles Between Glass

Vents

Clear Doorglass

Severe Weather Doorglass

Frames



799-CL | 199-CL  
699-CL  
Clear Glass



799-IMGBG | 699-IMGBG  
Clear Glass  
Grilles Between Glass  
12-Light



799-RN  
699-RN  
Rain Glass



799-RNGBG  
699-RNGBG  
Rain Glass  
Grilles Between Glass  
12-Light



612-CL

## Clear Doorglass & External Grilles

When you want the view and nothing but the view, Clear Glass is your answer. It is an option that works equally well from your entry door to your patio door. Offered in standard 6/8 and 8/0 door sizes, the breadth of options for doors, sidelights and transoms means choices that fit your home.

When you need the basics, our External Grilles with Clear Glass offer you a wide range of styles and choices. External Grilles are offered in finishes to complement stained or painted doors. Grilles are available for doors and sidelights.

---

**Clear Glass**  
**Standard 7/8" Grille**  
**Mahogany, oak or white**

---



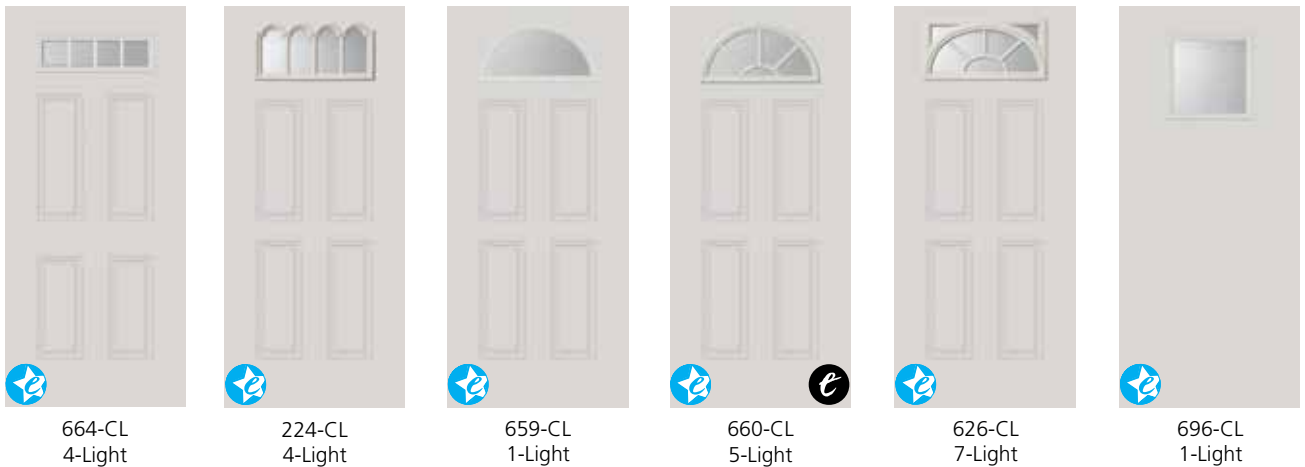
# Clear Mahogany, oak or white



Model 800 series Craftsman frames are a flat profile that is different from the traditional profile. Please note this when matching with sidelights.



Model 800 series Craftsman frames are a flat profile that is different from the traditional profile. Please note this when matching with sidelights.



**Clear** Mahogany, oak or white



412-CL  
1-Light



684-CL | 672-CL  
1-Light | 1-Light



681-CL | 670-CL  
9-Light



682-CL  
12-Light



637-CL  
1-Light  
Round Top



605-CL  
11-Light  
Round Top



673-CL  
1-Light



692-CL  
1-Light



693-CL  
3-Light



438-CL  
2-Light



949-CL  
3/4 Oval



607-CL  
1-Light



610-CL  
12-Light



422-CL  
1-Light



462-CL  
2-Light



463-CL  
3-Light



423-CL  
4-Light



689-CL | 688-CL  
15-Light



602-CL  
17-Light Round Top



919-CL  
Full Oval



686-CL | 687-CL  
1-Light



624-CL  
1-Light



444-CL | 428-CL  
8-Light



628-CL | 627-CL  
10-Light



623-CL  
10-Light



612-CL | 496-CL  
1-Light



487-CL  
1-Light



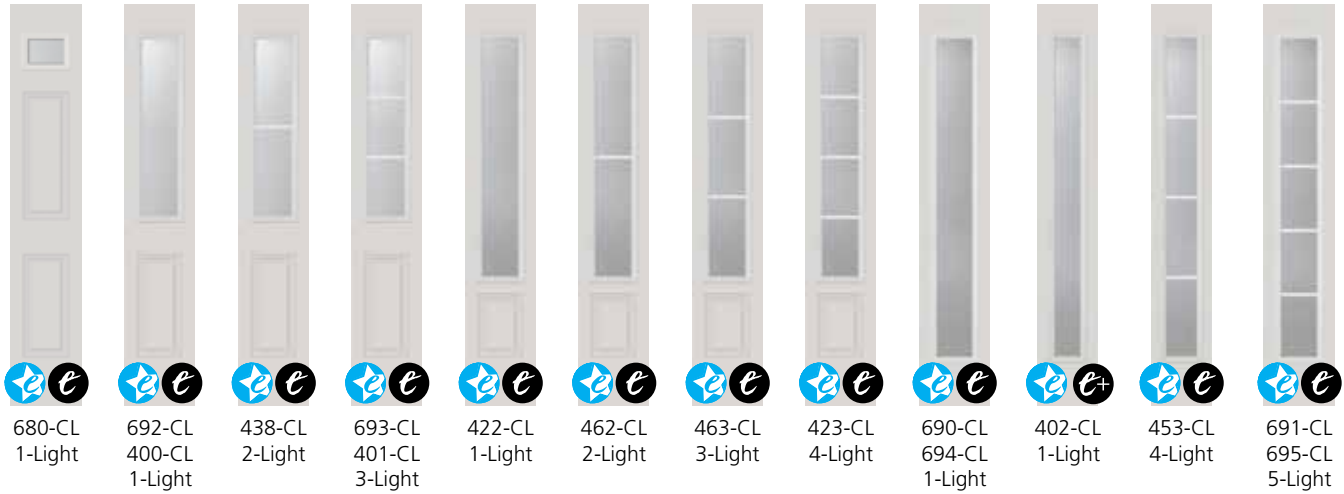
613-CL | 641-CL  
12-Light



614-CL | 643-CL  
18-Light

# Clear Sidelights

Mahogany, oak or white



# Clear Transoms



Model 800 series Craftsman frames are a flat profile that is different from the traditional profile. Please note this when matching with sidelights.



Enclosed Blinds

Simulated Divided Light

Grilles Between Glass

Vents

Clear Doorglass

Severe Weather Doorglass

Frames





Blanca Severe Weather Glass  
686-BLC

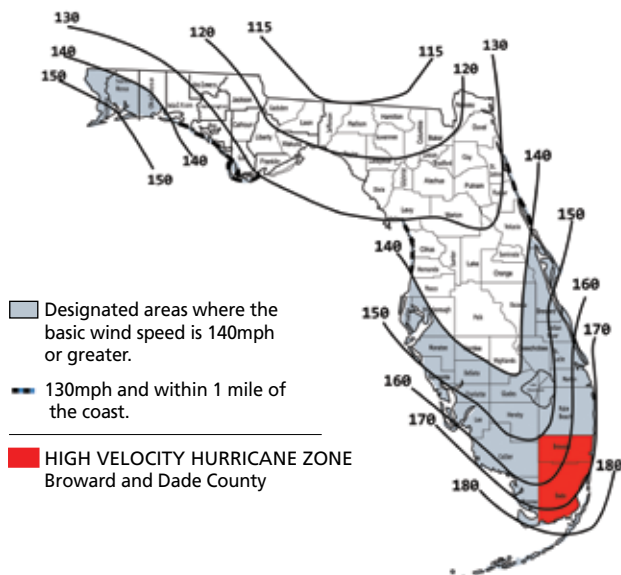
# Severe Weather Doorglass

**Designed for Security.  
Engineered for Strength.**

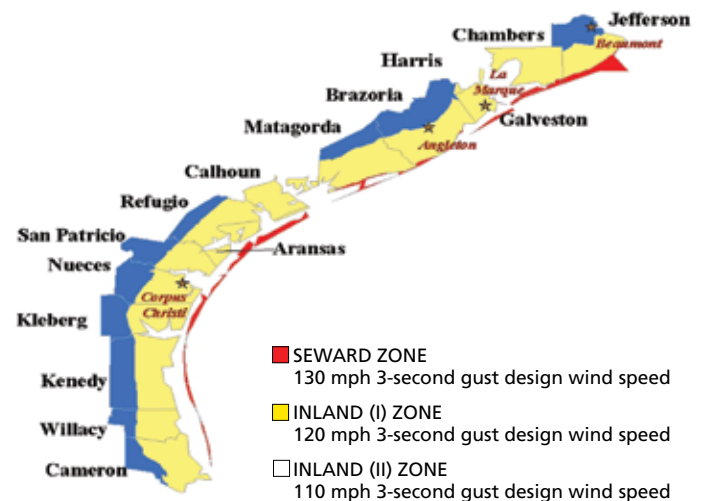
ODL severe weather doorglass is designed for hurricane-rated doors, especially for homes in wind-borne debris regions or high-velocity hurricane zones (HVHZ). The severe weather products meet wind-borne requirements in areas where wind speeds can exceed 180 mph, Design Pressure (DP)  $\pm 66$  psf, and wind and missile impact code requirements. The flat profile frame laminated severe weather door lights are certified to meet Florida Building Commission codes. Please go to [www.odl.com](http://www.odl.com) for the most updated product certifications.



## Florida Wind-Borne Debris Region for Risk Category II Buildings



## Texas First Tier Coastal Counties



## Impact-Resistance Laminated Glass

ODL Decorative Doorglass, Blinds and Grilles are sealed between impact-resistant laminated glass on the exterior, and tempered safety glass on the interior.

## Flat Frame Profile Offers Strength and Quality

- Flat profile for a wider range of architectural applications
- Low 3/8" profile
- Longer screws reduce potential strip out
- Flat screw hole covers install flush to frame
- White powder coat finish on aluminum frame can be painted
- No shop-related Dow 995 application required
- Meets Florida Severe Weather requirements  $\pm 66$  DP
- Product certification information available under:  
Florida Building Code approval FL14935.1, FL14935.2, FL14935.3, FL14935.4  
Texas Department of Insurance approval DR-557, 625, 633, 634, 691, 692

## Added Value of Noise Suppression

ODL Severe Weather Doorglass provides you with a quieter solution over storm shutters: they carry a sound transmission class rating of 37 dB for a level of sound suppression that is welcome year round.

*Third party test reports are available at [www.odl.com/techinfo\\_productperformance\\_doorglass\\_stc.htm](http://www.odl.com/techinfo_productperformance_doorglass_stc.htm)*

## Missile Impact Tested



The Level D missile impact test involves firing an 8-foot long 2" x 4" at 50 feet-per-second at designated spots on the doorglass and door slab. The entire unit must remain intact through 9,000 pressure cycles, and also pass water-infiltration, structural loading, and forced air-infiltration tests.

See the *Missile Impact Test video* at [www.odl.com/videos\\_doorglass\\_missiletesting.htm](http://www.odl.com/videos_doorglass_missiletesting.htm)

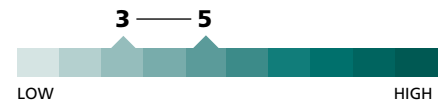




## Banter (BNT)

Ceramic frit layered glass  
see p. 12


Privacy Level



## Blanca (BLC)

Textured doorglass  
see p. 40


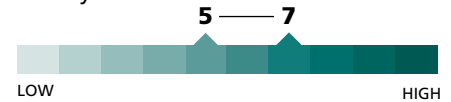
Privacy Level



## Brainstorm (BRS)


Ceramic frit layered glass  
see p. 14

Privacy Level


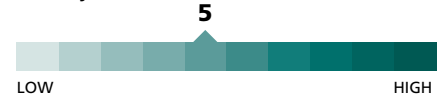




## Cadence (CD)

Patina caming  see p. 60

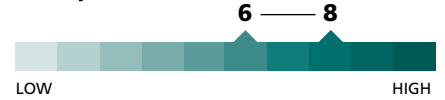
Privacy Level



## Chatter (CHT)

Ceramic frit layered glass see p. 16


Privacy Level



## Converse (CNV)


Ceramic frit layered glass see p. 18

Privacy Level






## Crosswalk (CWK)

Nickel caming   
see p. 28


Privacy Level




## Expressions (EX)

Satin Nickel caming   
see p. 62

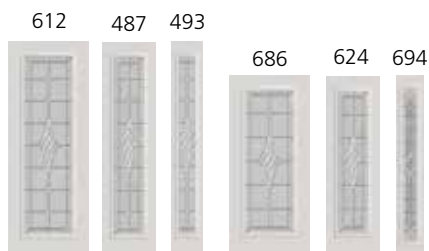
Privacy Level



## Grace (GRC)

Nickel caming   
see p. 76

Privacy Level

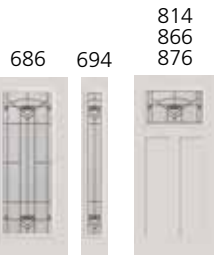




### Greenfield (GRF)

Oil-Rubbed Bronze caming  
see p. 94

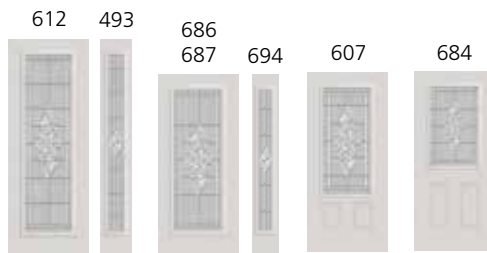
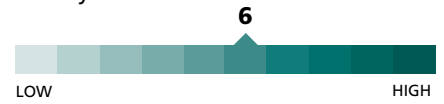
Privacy Level



### Heirlooms (HM)

Satin Nickel caming  
see p. 64

Privacy Level



### Impressions (LI)

Cast resin  
see p. 86

Privacy Level






## Jacinto (JA)

Wrought iron caming  
see p. 114




Privacy Level



## Linen (LNN)

Acid Etched glass  
see p. 46

Privacy Level


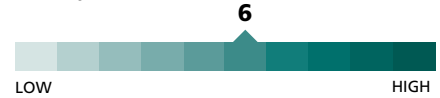


## Majestic (ME)

Nickel caming  
see p. 78



Privacy Level

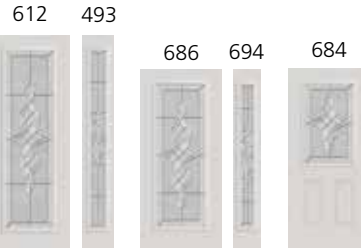




## Memoria (MMR)

Nickel caming  
Severe Weather Only


Privacy Level



## Micro-Granite (MG)

Textured glass  
see p. 48

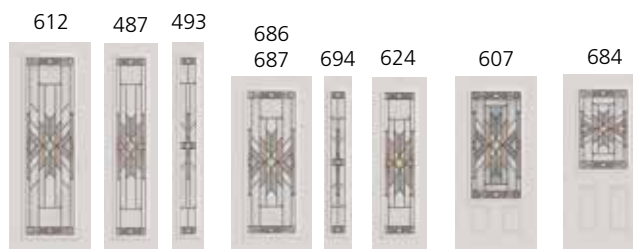
Privacy Level



## Mohave (MOH)

Oil-Rubbed Bronze caming  
see p. 96

Privacy Level



Enclosed Blinds

Simulated Divided Light

Grilles Between Glass

Vents

Clear Doorglass

Severe Weather Doorglass

Frames

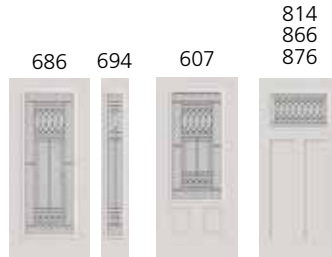




## Paris (PS)

Patina caming  
see p. 108


Privacy Level



## Renewed Impressions (RLI)

Nickel caming  
see p. 88

Privacy Level



## Repartee (RPE)

Ceramic frit layered glass  
see p. 20

Privacy Level

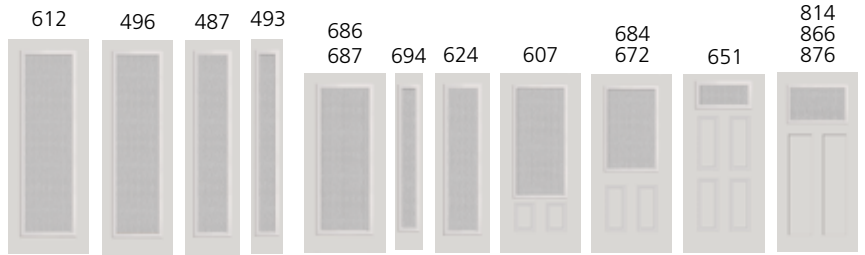





### Streamed (STM)

Textured glass  
see p. 54

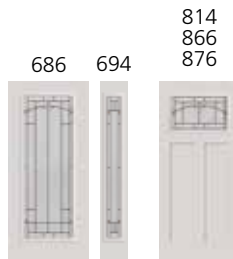
Privacy Level




### Topaz (TPZ)

Patina caming   
see p. 104


Privacy Level



### Waterside (WTS)

Black chrome caming   
see p. 32

Privacy Level






## Whisper (WPR)

Ceramic frit layered glass  
see p. 22

Privacy Level




## Light-Touch® Enclosed Blinds (RLB) Raise, Lower & Tilt

Low-E available   
White blind  
see p. 124

† Low-E not available




## Grilles Between Glass (GBG)

Standard 5/8" or 7/8" white grille  
Clear or Low-E   
see p. 132-135


† 5/8" Only

\* 7/8" Only






## Prairie Style GBG (PIM)

Prairie 5/8" white grille  
 Low-E only   
 see p. 138




## Gray Glass (SGSG)


Turtle code compliant 

Gray laminated glass meets coastal light transmittance code requirements in sea turtle nesting areas.



## Clear Glass (CL)

Clear or Low-E   
 see p. 144-149



Enclosed  
Blinds

Simulated  
Divided Light

Grilles Between  
Glass

Vents

Clear  
Door/glass

Severe Weather  
Door/glass

Frames



# Our Doorglass Frames Solve Your Problems

## Doorglass Frame Leadership

For nearly 70 years, ODL has been manufacturing top-rated doorglass framing systems. ODL understands the importance of material selection in the manufacturing of high-quality products, and for doorglass framing. That means choosing the right resin to prevent unwanted cracking, warping and deformation. Material selection is driven by a combination of factors, including cost targets and performance requirements. Rigorous third party testing also assures that product performance meets design intent. ODL frames are tested to meet the North American Fenestration Standard (NAFS) for windows, doors and skylights, including structural integrity, resistance to water penetration, air leakage and forced entry. ODL products not only meet this standard, but they surpass it due to state-of-the-art manufacturing. ODL doorglass frames rival the competition, particularly in the area of sealant performance and include patented features.

## Doorglass Frames Enhance Entry Door Performance


The long-term performance of an exterior door with a glass insert is dependent upon the doorglass framing system. Just as every building and remodeling project is different, so are specialized doorglass framing systems. Quality frames are both durable and flexible to meet distinct market needs and are available in several different visual finishes. They are manufactured with high-performance resin, which requires less long-term maintenance, and they are engineered for quick installation for a variety of door applications.



Slam Testing




Water Testing



Quality Frame Material

## ODL Doorglass Frames Solve Problems

ODL offers framing system solutions for a wide variety of applications. Industry wide, builders, remodelers and homeowners deal with the everyday problems caused by the wrong frame application. Quality problems such as squeeze out, scalloping, corner flare and yellowing are everyday occurrences. Couple these with misaligned screw hole covers and poor energy efficiency and the frame you're currently using may be causing you additional time and effort. ODL has the solution to your needs.



Squeeze Out



Corner Flare



Frame Yellowing



# Resolve™ Sealant

Meet the game-changer in glazing seals for doors.

- Improves installation ease and success
- Eliminates messy ooze-out
- Reduces service and warranty issues
- Provides you with a premium product and competitive advantage



ODL, a leader in frame-and-seal technology, is changing the game with the launch of our innovative Resolve™ Sealant. No other building products manufacturer has put such a stake in the ground, but we're resolved to innovating sealant technology and making superior products for you. Resolve is the result of a state-of-the-art automated application process that creates a consistent foam seal frame after frame.

Join us, and resolve to be part of the change.

## Frame Materials

We take great pride in offering a wide variety of frame materials and profiles to meet every customer's needs. Our framing systems offer everything from maintenance-free to high-heat resistant to architecturally-correct solutions. We have the frame you need to reduce quality issues and gain greater customer satisfaction.



White  
HP

Maintenance-free.  
No need to paint.  
Will not yellow.



Oak  
FIBERPRO®

No need to prepare frame  
prior to finishing.



White  
FIBERPRO®



Mahogany  
FIBERMATE®

Reduces warping in high heat areas and  
requires no preparation prior to finishing.



Oak  
FIBERMATE®



White  
FIBERMATE®



White  
ALUMINUM

Powder-coated  
white aluminum frame  
for Severe Weather  
applications.





SCREW HOLE COVERS

## Standard

Standard frames are designed to meet basic market needs at an economical price.

### Traditional Profile

#### Profiled Screw Hole Covers

Available In:  
HP White

FiberPro® Oak



SCREW HOLE COVERS

## Evolve®

Evolve frames provide superior rigidity and eliminates bothersome squeeze out, and reduces scalloping, corner flare and warping.

### Traditional Profile

#### Auto-Aligning Screw Hole Covers

Available In:  
HP White

FiberPro® Oak

FiberPro® White



## TriSYS®

Three piece frame system that is the only one of its kind. Screw together outer frame and inner cassette, then snap on the outer frame.

### Traditional Profile

#### No Screw Hole Covers Needed

Available In:  
FiberMate® Mahogany

FiberMate® Oak

FiberMate® White



SCREW HOLE COVERS

## Severe Weather

Designed for use in coastal areas where wind-borne debris and hurricanes are possible.

### Flat Profile

#### Flat Screw Hole Covers

Available In:  
Aluminum White



SCREW HOLE COVERS

## Modern

Low profile frame, designed to blend with the architecture of the home and door. Offers a clean and minimalist look.

### Flat Profile

#### Flat Screw Hole Covers

Available In:  
FiberMate® White



SCREW HOLE COVERS

## Craftsman

Designed with architectural style in mind, to blend with the finishing details of the door and home.

### Flat Profile

#### Includes Flat and Domed Screw Hole Covers

Available In:  
FiberMate® Mahogany

FiberMate® Oak

HP White



Enclosed Blinds

Simulated Divided Light

Grilles Between Glass

Vents

Clear Doorglass

Severe Weather Doorglass

Frames



# Decorative Doorglass

## Product Selection Guide

							6/8 FULL LIGHTS					3/4 LIGHTS		HALF LIGHTS								
							DOORGLASS					SIDELIGHTS		DOORGLASS	SIDE-LIGHT	DOORGLASS					SIDE-LIGHT	
DESIGN	PG	STYLE	CODE	CAMING	PRIVACY RATING	GROUP A-D	686 22x64	687 20x64	624 14x64	636 22x64	919 20 1/2 x 56 7/16	690 8x64	694 7x64	607 22x48	949 15 7/8 x 39 1/2	422 8x48	684 22x36	673 22x38	672 20x36	637 22x36	692 8x36	
AVANT	110	Old World	AV	Black Chrome	6	B	■					■	■	■		■	■					■
BANTER	12	Dialogue	BNT	Ceramic Frit	3-5		■●					■	■●	■●			■●					
BRAINSTORM	14	Dialogue	BRS	Ceramic Frit	5-7		■●					■	■●	■●			■●					
BRISTOL	70	Classic	BT	Satin Nickel	7	C	■	■				■	■	■	■	■	■	■				■
CADENCE	60	Classic	CD	Patina	5	A	■●				■	■	■●	■●	■	■						
CARROLLTON	72	Classic	CRL	Patina	7	C	■					■	■	■	■	■	■					■
CATALINA	112	Old World	CA	Bronze Vein WI	9	B	■					■	■									
CHATTER	16	Dialogue	CHT	Ceramic Frit	6-8		■●					■	■●	■●			■●					
CONVERSE	18	Dialogue	CNV	Ceramic Frit	7-9		■●					■	■●	■●			■●					
COURTYARD	26	Destination	CTD	Nickel Vein WI	9		■	■				■	■	■	■	■	■					■
CROSSWALK	28	Destination	CWK	Nickel	8		■●	●	●			■	■●	■●			■●					■
ELEGANT STAR	120	Old World	TXWI	Wrought Iron	9	C	■					■		■		■	■					■
	118	Old World	TXP	Patina	5	C	■						■	■	■	■	■					■
	118	Old World	TXN	Nickel	5	C	■						■	■	■	■	■					■
GLASS DESIGN	PG	STYLE	CODE	CAMING	PRIVACY	GROUP	686	687	624	636	919	690	694	607	949	422	684	673	672	637	692	
ENTROPY	84	Contemporary	EN	Black Chrome	5	A	■	■				■	■				■	■				
EXPRESSIONS	62	Classic	EXSN	Satin Nickel	4	A	■●				■	■	■●	■			■	■				■
GRACE	76	Classic	GRCN	Nickel	7	D	■●		●			■	■	■●	■	■	■	■	■			■
	76	Classic	GRCP	Patina	7	D	■					■	■	■	■	■	■	■	■			■
GREENFIELD	94	Craftsman	GRF	Oil-Rubbed Bronze	7	A	■●	■				■	■●	■			■	■	■	■		
HEIRLOOMS	64	Classic	HMB	Brass	6	B	■	■		■	■	■	■	■	■	■	■			■		■
	64	Classic	HMSN	Satin Nickel	6	B	■●	■●		■	■	■	■●	■●	■	■	■	■●			■	
IMPRESSIONS	86	Contemporary	LI	Cast Resin	7	B	■●	●				■	■●		■		■●					■
JACINTO	114	Old World	JA	Wrought Iron	9	B	■●	■				■	■●	■●			■			■		
MADISON	102	Craftsman	MI	Nickel Vein WI	9	C	■	■				■	■	■			■					
GLASS DESIGN	PG	STYLE	CODE	CAMING	PRIVACY	GROUP	686	687	624	636	919	690	694	607	949	422	684	673	672	637	692	
MAJESTIC	78	Classic	MEB	Brass	6	D	■	■				■	■	■			■	■			■	■
	78	Classic	MEN	Nickel	6	D	■●	■●	●			■	■●	■			■	■●			■	■
	78	Classic	MEP	Patina	6	D	■					■	■				■					■
MEDITERRANEAN	116	Old World	MD	Wrought Iron	9	B	■					■	■	■			■					
MEMORIA	159	Severe Weather	MMR	Nickel	4		●						●				●					
MOHAVE	96	Craftsman	MOH	Oil-Rubbed Bronze	7	B	■●	■●	●			■	■●	■●			■	■●			■	■
MONTEREY	98	Craftsman	MOSN	Satin Nickel	7	B	■					■	■	■			■					
	98	Craftsman	MOP	Patina	7	B	■					■	■	■			■					
NOUVEAU	74	Classic	MNB	Brass	6	C	■	■				■	■	■	■	■	■			■	■	■
	74	Classic	MNN	Nickel	6	C	■	■				■	■	■	■	■	■			■	■	■
	74	Classic	MNP	Patina	6	C	■	■				■	■	■	■	■	■			■	■	■
OAK PARK	100	Craftsman	KP	Patina	5	B	■	■				■	■				■					■
PARIS	108	Old World	PS	Patina	4	A	■●	■				■	■●	■●			■			■		■
GLASS DESIGN	PG	STYLE	CODE	CAMING	PRIVACY	GROUP	686	687	624	636	919	690	694	607	949	422	684	673	672	637	692	
PARKWAY	30	Destination	PKY	Brass	9		■					■	■	■	■	■	■					■
PIÑA	66	Classic	PNA	Antique Brass	7	B	■					■	■		■		■					■
RADIANT HUES	90	Contemporary	RA	Nickel	3	C	■	■				■	■	■	■	■	■			■		■
RENEWED IMPRESSIONS	88	Contemporary	RLI	Nickel	7	B	■●	●	●			■	■●		■		■●					■
REPARTEE	20	Dialogue	RPE	Ceramic Frit	7-9		■●					■	■●	■●			■●					
TIERNA	68	Classic	TRN	Patina	8	B	■					■	■	■	■	■	■					■
TOPAZ	104	Craftsman	TPZ	Patina	9	D	■●	■				■	■●	■			■	■	■	■		■
TRACE	80	Classic	TRC	Silkscreen	8	D	■					■	■		■		■					■
WATERSIDE	32	Destination	WTS	Black Chrome	8		■●	■	●			■	■●	■●			■	■●				■
WHISPER	22	Dialogue	WPR	Ceramic Frit	8-9		■●					■	■●	■●			■●					

● Indicates Severe Weather Doorglass availability.

	CRAFTSMAN										8/0 FULL LIGHTS				MISC SIZES					TRANSOMS								
	DOORGLASS								SIDELIGHTS		DOORGLASS				SIDE-LIGHT	DOORGLASS					TRANSOMS							
CODE	814 25x19¼	866 22x15¼	876 21.3x16	886 21.3x16	817 25x19¼	867 22x15¼	877 21.3x16	816 25x15¼	819 8x64	820 7x15¼	612 22x80	496 20x80	487 14x80	493 8x80	632 8x42	640 7½ x18½	651 22 x 10	648 22x10	659 9½ x 21½	503 66½ x 13½	506 62½ x 13½	507 66½ x 13½	516 66½ x 33½	517 35½ x 11½	521 62½ x 11½	532 62½ x 13½	578 62½ x 11½	
AV											■			■														
BNT	■	■	■						■		■			■														
BRS	■	■	■						■		■			■														
BT											■			■									■					
CD											■			■		●								■				
CRL											■			■														
CA											■			■										■				
CHT	■	■	■						■		■			■														
CNV	■	■	■						■		■			■														
CTD	■	■	■	■					■		■			■														
CWK	■	■	■	■					■		■		●	■														
TXWI											■			■									■					
TXP											■			■									■					
TXN											■			■									■					
CODE	814	866	876	886	817	867	877	816	819	820	612	496	487	493	632	640	651	648	659	503	506	507	516	517	521	532	578	
EN											■			■														
EXSN											■			■		●								■		■		
GRCN											■		●	■	■			■	■									
GRCP											■			■	■			■	■									
GRF	■	■	■	■				■	■	■	■			■												■		
HMB											■			■	■	■			■	■	■					■	■	■
HMSN											■			■	■	■			■	■	■				■	■	■	■
LI											■			■					■				■					
JA											■			■									■			■	■	
MI	■	■	■	■				■	■		■			■														
CODE	814	866	876	886	817	867	877	816	819	820	612	496	487	493	632	640	651	648	659	503	506	507	516	517	521	532	578	
MEB											■			■		■							■			■		■
MEN											■		●	■	■	■						■				■		■
MEP											■			■		■										■		■
MD											■			■														
MMR											■		●	■														
MOH											■		●	■														
MOSN	■	■	■	■				■	■														■					
MOP	■	■	■	■				■	■														■					
MNB																■		■	■				■			■		■
MNN																■		■	■				■			■		■
MNP																■		■	■				■			■		■
KP	■	■	■	■				■	■	■	■			■									■			■		
PS	■	■	■	■				■	■		■			■									■			■		
CODE	814	866	876	886	817	867	877	816	819	820	612	496	487	493	632	640	651	648	659	503	506	507	516	517	521	532	578	
PKY	■	■	■	■					■		■			■														
PNA											■			■												■		
RA											■			■	■								■		■	■		
RLI											■		●	■					■				■					
RPE	■	■	■						■		■			■														
TRN																		■										
TPZ	■	■	■	■				■	■	■																		
TRC																												
WTS											■		●	■														
WPR	■	■	■						■		■			■														

● Indicates Severe Weather Doorglass availability.

# Perspectives Doorglass Product Selection Guide

DESIGN	PAGES	CODE	PRIVACY RATING	6/8 FULL LIGHTS					3/4 LIGHTS				HALF LIGHTS							
				DOORGLASS		SIDELIGHTS			DOORGLASS			SIDE-LIGHT	DOORGLASS				SIDELIGHTS			
				686 22x64	687 20x64	624 14x64	690 8x64	694 7x64	607 22x48	610 22x48 12L	949 15 1/4x39 1/2	422 8x48	684 22x36	673 22x38	672 20x36	681 22x36 9L	605 22x36 11L	692 8x36	693 8x36 3L	
BLANCA	40-41	BLC	9	■●	■●	■●	■	■●	■●				■	■●		■●			■	
CUMULUS	42-43	CMS	8	■	■		■	■	■				■	■		■			■	
GEO-TEX	44-45	GTX	9	■	■		■	■	■				■	■		■			■	
LINEN	46-47	LNN	9	■●			■	■●	■●				■	■●		■			■	
MICRO-GRANITE	48-49	MG	9	■●	■	■●	■	■●	■				■	■●		■			■	
MOSAIC	50-51	MSC	8	■	■	■	■	■	■				■	■		■			■	
RAIN	52-53	RN	9	■	■	■	■	■	■	■	■	■	■	■	■	■	■	■	■	■
STREAMED	54-55	STM	9	■●	■●	■●	■	■●	■●				■	■●		■●			■	
VAPOR	56-57	VPR	6	■	■		■	■	■				■	■		■			■	

● Indicates Severe Weather Doorglass availability.

CODE															8/0 FULL LIGHTS				MISC SIZES						
															SIDELIGHTS		DOORGLASS		SIDE-LIGHT	DOORGLASS					
	814 25x15 1/4	866 22x15 1/4	876 21.3x16	886 21.3x16	815 25x15 1/4 6L	817 25x15 1/4 3L	867 22x15 1/4 3L	877 21.3x16 3L	887 21.3x16 3L	818 25x15 1/4 6L	868 25x15 1/4 6L	878 21.3x16 6L	888 21.3x16 6L	819 8x64	820 7x15 1/4	612 22x80	496 20x80	487 14x80	493 8x80	680 8x6	664 22x6 4L	640 7 1/2 x18 1/2	651 22 x 10	659 9 3/4 x 21 1/4	660 9 3/4 x 21 1/4 5L
BLC	■ ●	■ ●	■ ●	■		■	■	■	■	■	■	■	■	■	■	■ ●	●	●	■ ●				●		
CMS	■	■	■	■										■		■			■						
GTX	■	■	■	■										■		■			■						
LNN	■	■	■	■										■		■ ●			■ ●						
MG	■ ●	■ ●	■ ●	■	■	■	■	■	■	■	■	■	■	■	■	■ ●			■ ●					■	■
MSC	■	■	■	■										■		■			■						
RN	■	■	■	■	■	■	■	■	■	■	■	■	■	■	■	■			■	■	■	■		■	■
STM	■ ●	■ ●	■ ●	■		■	■	■	■					■		■ ●	●	●	■ ●			■	●		
VPR	■	■	■	■										■		■			■			■			

● Indicates Severe Weather Doorglass availability.

Visit our website to learn more about  
product solutions for the home.  
**[www.odl.com](http://www.odl.com)**



Building Value  
Into Building Products®

215 East Roosevelt Ave., Zeeland, MI 49464  
800.253.3900 [www.odl.com](http://www.odl.com)



# RECOGNIZED LEADER IN THE SOUTHWEST FLORIDA HURRICANE PROTECTION INDUSTRY

## WE CATER THESE BRANDS



## SERVICES WE OFFER

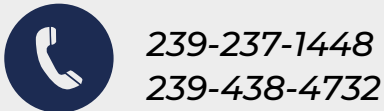
### Hurricane Shutter

Accordion  
Bahama  
Roll Down  
Hurricane Panels  
Hurricane Fabric  
Screen

### Service Areas

Bonita Springs  
Cape Coral  
Captive Island  
Estero  
Fort Myers  
Lehigh Acres  
Marco Island  
Naples  
Port Charlotte  
Punta Gorda  
Sanibel Island

## CONTACT US NOW



### Windows

Impact Windows  
Aluminum Impact  
Windows  
Vinyl Impact Windows  
Commercial Windows  
Residential Windows  
Window Installation  
Window Replacement

### Doors

Entry Door  
Entry Door Inserts  
Fiber Glass Door  
French Doors  
Sliding Glass  
Doors