

RECOGNIZED LEADER IN THE SOUTHWEST FLORIDA HURRICANE PROTECTION INDUSTRY

WE CATER THESE BRANDS



SERVICES WE OFFER

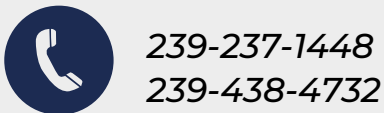
Hurricane Shutter

Accordion
Bahama
Roll Down
Hurricane Panels
Hurricane Fabric
Screen

Service Areas

Bonita Springs
Cape Coral
Captive Island
Estero
Fort Myers
Lehigh Acres
Marco Island
Naples
Port Charlotte
Punta Gorda
Sanibel Island

CONTACT US NOW



Windows



Impact Windows
Aluminum Impact
Windows
Vinyl Impact Windows
Commercial Windows
Residential Windows
Window Installation
Window Replacement

Doors

Entry Door
Entry Door Inserts
Fiber Glass Door
French Doors
Sliding Glass
Doors

 plastpro[®]

FIBERGLASS DOORS for the Door Shop



IMPACT FIBERGLASS DOORS VOLUME 3

Builders
Hardware
Inc.

bhiflorida.com

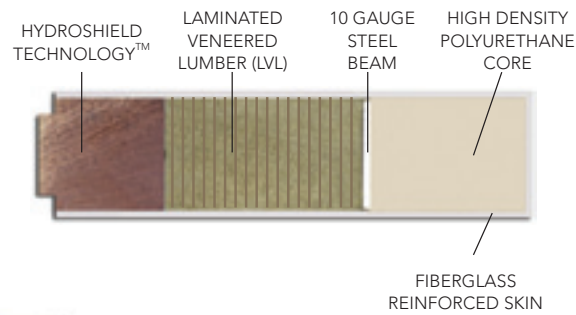


PLASTPRO® FIBERGLASS DOORS

Best-in-class top-quality doors which offer exceptional durability, energy benefits, sound proofing, fire rating, structural and impact rating performance.

FEATURES

- Heavy duty full-length LVL lock block
- Heavy duty full-length LVL hinge-side reinforcement
- Patented Hydroshield Technology
- High-impact compression molded skins
- Full-length composite stiles
- Composite top & bottom rails
- CFC high-density polyurethane foam core

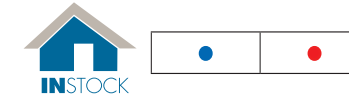


STAIN KIT

Contains everything you need to stain one prehung door and two sidelites or one double door unit.



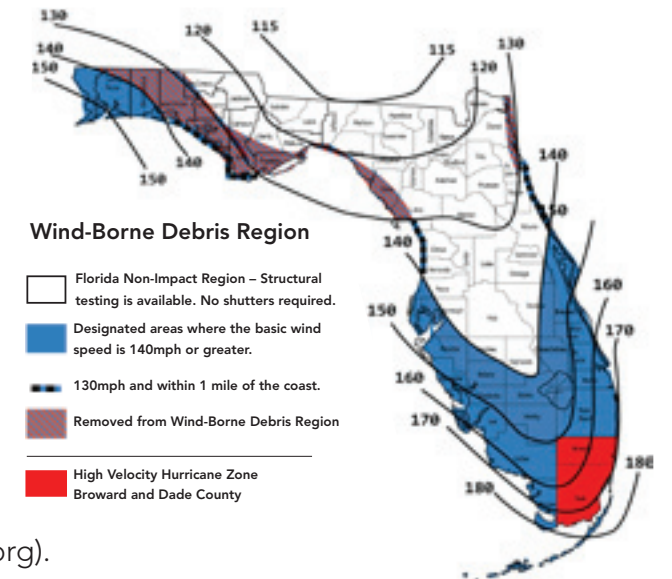
All products featured are in stock



BHI continues a commitment to service excellence as we bring enduring beauty and value to exterior doors throughout Florida. – Established in 1954.

All doors are backed by the manufacturer's warranty.

Code Compliance



All door panels shown in this catalog (listed as HVHZ or WBD) will meet local and state product approval requirements when:

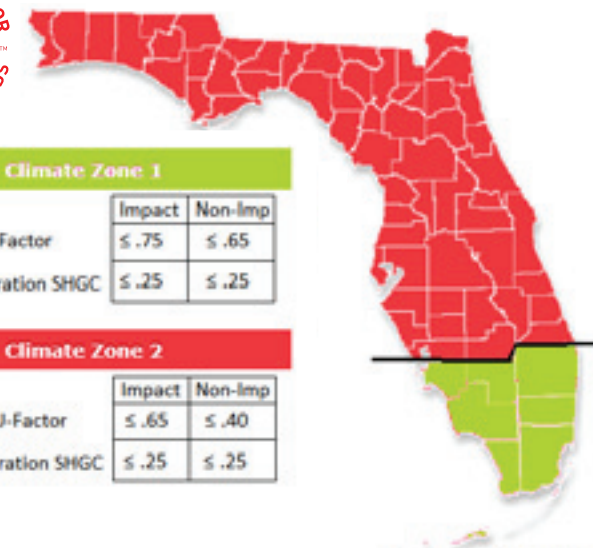
- Used with the correct components
- Assembled by a qualified door shop that has third party quality assurance certification
- Used in compliance with actual Plastpro Florida product approvals (See floridabuilding.org).

Energy Compliance



Climate Zone 1		
	Impact	Non-Imp
Fenestration U-Factor	≤ .75	≤ .65
Glazed Fenestration SHGC	≤ .25	≤ .25

Climate Zone 2		
	Impact	Non-Imp
Fenestration U-Factor	≤ .65	≤ .40
Glazed Fenestration SHGC	≤ .25	≤ .25



All door panels as shown meet the Florida State Minimum Energy Code. For these doors to qualify in a system, components that meet the energy standard must be used, and should be labeled by a certified shop with NFRC labels.





Modern and Shaker Collection

The Modern Door collection combines sleek contemporary design with technologically advanced construction. Our carved doors add elegant and contemporary features.

All door panels are sold unfinished.

RESIDENTIAL LIMITED LIFETIME WARRANTY


Some models available Fire Rated, minimum quantities may apply.

MEETS ENERGY STANDARDS

MODERN & SHAKER COLLECTION



PART NUMBER	HEIGHT	2/6	2/8	2/10	3/0	3/6	2/6	2/8	2/10	3/0	3/6
DMG461R MODERN	6/8									•	
DMG511R MODERN	6/8									•	
DMS5HIR MODERN	6/8									•	
DMG5180 MODERN	8/0									•	
DRS3F 3 PANEL	6/8		•		•						
DRF3F 3-PANEL	6/8				•						
DRS50 5 PANEL	6/8				•						
DRS3F80 3 PANEL	8/0				•						



High Velocity approved door slabs can be used for Wind-borne Debris units.


MODERN COLLECTION

SHAKER COLLECTION


6/8 Doors



DMG461R MODERN




DMG511R MODERN



DMS5HIR MODERN

8/0 Doors



DMG5180 MODERN

6/8 Doors



DRS3F 3 PANEL



DRF3F 3-PANEL (FIR GRAIN)



DRS50 5 PANEL

8/0 Doors



DRS3F80 3 PANEL



Rustic Collection

Distinct European architectural style. When stained, deep wood graining and plank detail resemble the true look of a distressed wood door.

All door panels are sold unfinished.

RESIDENTIAL LIMITED LIFETIME WARRANTY

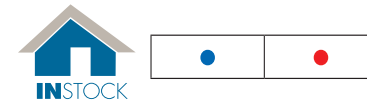
Some models available Fire Rated, minimum quantities may apply.



FIBERGLASS RUSTIC COLLECTION




PART NUMBER	HEIGHT	12"	14"	2/6	2/8	2/10	3/0	3/6	12"	14"	2/6	2/8	2/10	3/0	3/6	
DRA1P • 1 PANEL PLANK	6/8														•	
DRA2A • PLANK 2-PANEL ARCH	6/8						•								•	
DRA2B • 2 PANEL SQUARE	6/8						•								•	
DRA2D • 2-PANEL ARCH	6/8						•								•	
SLA2B • SIDELIGHT	6/8	•	•													
DRA2P80 • PLANK 2-PANEL	8/0						•									
DRA2A80 • PLANK 2-PANEL ARCH	8/0						•								•	
DRA1A80 • 1 PANEL PLANK ARCH	8/0														•	
SLM608010CO (FULL CUT OUT)	8/0	•														




FIBERGLASS RUSTIC COLLECTION 6/8 Doors

FIBERGLASS RUSTIC COLLECTION 8/0 Doors


CLAVOS OPTIONS




1.50" ACCLP12Q
SQUARE CLAVOS




1.25" ACCLP14Q
SQUARE CLAVOS



1.50" ACCLP12R
ROUND CLAVOS



1.25" ACCLP14R
ROUND CLAVOS



DRA1P
1 PANEL PLANK




DRA2A
PLANK 2-PANEL ARCH



DRA2B
2 PANEL SQUARE



DRA2D
2-PANEL ARCH



SLA2B
SIDELIGHT



DRA2P80
PLANK 2-PANEL
SQUARE



DRA2A80
PLANK 2-PANEL
ARCH



DRA1A80
1 PANEL
PLANK ARCH



SLM6080 CO
SIDELIGHT



Shown in Cherry Finish.



Fiberglass Woodgrain Textured 6/8

Woodgrain doors have a stainable rich oak grain pattern that resembles the look, feel, and texture of real wood without any of the problems associated with wood.

All door panels are sold unfinished. *Natural color of wood grain textured is tan.

RESIDENTIAL LIMITED LIFETIME WARRANTY

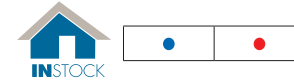
Some models available Fire Rated, minimum quantities may apply.



FIBERGLASS WOODGRAIN 6/8



PART NUMBER	12"	14"	2/0	2/4	2/6	2/8	2/10	3/0	3/6	12"	14"	2/0	2/4	2/6	2/8	2/10	3/0	3/6	
DRG00 • FLUSH			•	•	•	•	•	•				•	•	•	•	•	•		
*DRG20 • 2-PANEL 3/4 HERITAGE								•											
DRG29 • 2-PANEL 3/4 HERITAGE								•											
DRG3E • 3-PANEL 3/4 ELITE								•											
DRG3P 3/4 PREMIUM								•											
DRG40 BLANK TOP						•		•							•		•		
DRG41 TRUE 4-PANEL						•		•										•	
DRG49 3/4 4-PANEL						•		•										•	
DRG60 • 6-PANEL					•			•						•				•	
DRG61 • NARROW UTILITY 6-PANEL							•								•				
DRG63 • NARROW UTILITY 6-PANEL						•								•					
DRG6C CRAFTSMAN								•											
DRG80 • 8-PANEL CENTER ARCH								•											•
DRG90 9-PANEL								•											
SLG00 SIDELIGHT (FLUSH)	•	•																	
SLG00 SIDELIGHT (FULL CUT OUT)	•	•								•	•								
SLG49 SIDELIGHT (9 X 49 CUT OUT)	•	•																	
SLG60 SIDELIGHT	•	•																	



*WIDE PANEL



FIBERGLASS WOOD GRAIN TEXTURED 6/8 Doors


FIBERGLASS WOOD GRAIN TEXTURED 6/8 Doors



* shown unfinished



DRG00 • FLUSH
DRG00 7/0



DRG20/29 • 2-PANEL
3/4 HERITAGE
DRG20 WIDE PANEL



DRG3E • 3-PANEL
3/4 ELITE



DRG3P
3/4 PREMIUM



DRG40
BLANK TOP




DRG41
TRUE 4-PANEL



DRG49
3/4 4-PANEL



DRG60/DRG61/DRG63
6-PANEL
DRG61/63
NARROW EMBOSSED



DRG6C
CRAFTSMAN



DRG80 • 8-PANEL
CENTER ARCH



DRG90
9-PANEL



SLG00
SIDELIGHT
(FLUSH)



SLG49
SIDELIGHT
(CUTOUT 9X49)



SLG60
SIDELIGHT
(CUTOUT 9X37)



Fiberglass Woodgrain Textured 8/0

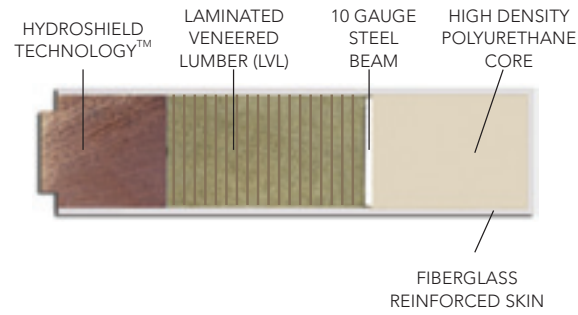
Woodgrain doors have a stainable rich oak grain pattern that resembles the look, feel, and texture of real wood without any of the problems associated with wood.

All door panels are sold unfinished. *Natural color of wood grain textured is tan.

RESIDENTIAL LIMITED LIFETIME WARRANTY

Some models available Fire Rated, minimum quantities may apply.

MEETS ENERGY STANDARDS



FIBERGLASS WOODGRAIN 8/0



PART NUMBER	WBD IMPACT						HVHZ IMPACT						
	12"	14"	2/0	2/6	2/8	2/10	3/0	12"	14"	2/6	2/8	2/10	3/0
DRG0080 FLUSH			●	●	●	●	●				●		●
DRG2980 2-PANEL					●		●						●
DRG3080 3-PANEL					●		●						
DRG4180 TRUE 4-PANEL					●		●						
DRG6080 6-PANEL				●	●		●						●
DRG8080 8-PANEL CENTER ARCH							●						
DRG9180 9-PANEL							●						
SLG0080 SIDELIGHT	●	●											
SLG3080 SIDELIGHT (8 X 65 CUT OUT)	●	●											




FIBERGLASS WOOD GRAIN TEXTURED 8/0 Doors

FIBERGLASS WOOD GRAIN TEXTURED 8/0 Doors



DRG0080 • FLUSH
shown unfinished




DRG2980
2-PANEL




DRG3080
3-PANEL




DRG4180
TRUE 4-PANEL



DRG6080
6-PANEL



DRG8080
8-PANEL
CENTER ARCH



DRG9180
9-PANEL



SLG0080
SIDELIGHT



SLG3080
SIDELIGHT
(CUTOUT 8X65)



Fiberglass Smooth Skin 6/8

These doors are scratch-resistant! Patented, pre-pigmented white skin infuses the door white through and through. Can be painted or faux finished to coordinate with your home decor.

All door panels are sold unfinished. Natural color of smooth is white.

RESIDENTIAL 25 YEAR LIMITED WARRANTY

Some models available Fire Rated, minimum quantities may apply.



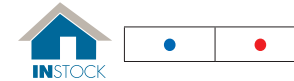
FIBERGLASS SMOOTH SKIN 6/8 Doors

FIBERGLASS SMOOTH SKIN 6/8




PART NUMBER	12"	14"	2/0	2/4	2/6	2/8	2/10	3/0	12"	14"	2/0	2/4	2/6	2/8	2/10	3/0
DRS00 • FLUSH			•	•	•	•	•	•			•	•	•	•	•	•
DRS00 • FLUSH (FULL CUT OUT, NO PREP)					•	•		•								
DRS0021078 • FLUSH (2/10 78")							•									
DRS00 • FLUSH (FULL CUT OUT, HINGE, LOCK & DEAD BOLT PREPPED)					•	•	•	•								
*DRS20 • 2-PANEL 3/4 HERITAGE																•
DRS29 • 2-PANEL SQUARE						•		•								•
DRS2B • 2-PANEL SQUARE TOP						•		•						•		•
DRS2D • 2-PANEL ARCH TOP						•		•								•
DRS2G • 2-PANEL PLANK ARCH						•		•								•
DRS3E • 3-PANEL 3/4 ELITE								•								
DRS3P • 3/4 PREMIUM								•								
DRS60 • 6-PANEL					•			•					•			•
**DRS61 • NARROW UTILITY 6-PANEL								•	•					•	•	
**DRS63 • NARROW UTILITY PANEL						•										
DRS63 • NARROW UTILITY PANEL (LOCK, DEADBOLT & HINGE PREPPED) 20 MIN. FIRE RATED						•										

*WIDE PANEL ** NARROW EMBOSSED



FIBERGLASS SMOOTH SKIN 6/8 Doors




DRS00 FLUSH



DRS20 2-PANEL 3/4 HERITAGE WIDE PANEL



DRS29 2-PANEL SQUARE



DRS2B 2-PANEL SQUARE TOP



DRS2D 2-PANEL ARCH TOP



DRS2G 2-PANEL PLANK ARCH



DRS3E 3-PANEL 3/4 ELITE



DRS3P 3/4 PREMIUM




DRS60/DRS61/DRS63 6-PANEL

DRS61/63 NARROW EMBOSSED

FIBERGLASS SMOOTH SKIN 7/0



PART NUMBER	12"	14"	2/6	2/8	2/10	3/0	12"	14"	2/6	2/8	2/10	3/0
DRS0070 FLUSH				•		•						
DRS6170 6-PANEL						•						





Fiberglass Smooth Skin 6/8

These doors are scratch-resistant! Patented, pre-pigmented white skin infuses the door white through and through. Can be painted or faux finished to coordinate with your home decor.

All door panels are sold unfinished.
Natural color of smooth is white.

RESIDENTIAL 25 YEAR LIMITED WARRANTY

Some models available Fire Rated, minimum quantities may apply.



FIBERGLASS SMOOTH SKIN 6/8



PART NUMBER	WBD IMPACT						HVHZ IMPACT					
	12"	14"	2/6	2/8	2/10	3/0	12"	14"	2/6	2/8	2/10	3/0
DRS40 • BLANK TOP				•	•	•				•	•	•
DRS40 • (23 x 37 CUT OUT)				•		•						
DRS41 • TRUE 4-PANEL				•		•			•			•
DRS6C • CRAFTSMAN						•						
DRS80 • 8-PANEL CENTER ARCH						•						
DRS90 • 9-PANEL				•		•						
DRS49 • 3/4 4-PANEL				•		•						
SLS00 • SIDELIGHT FLUSH	•	•										
SLS00 • SIDELIGHT (8 X 65 FULL CUT OUT)	•	•					•	•				
SLS49 • SIDELIGHT (9 X 49 CUT OUT)	•	•										
SLS60 • SIDELIGHT	•	•										



FIBERGLASS SMOOTH SKIN 6/8 Doors



FIBERGLASS SMOOTH SKIN 6/8 Doors



DRS40
BLANK TOP



DRS41
TRUE 4-PANEL



DRS6C
CRAFTSMAN



DRS80
8-PANEL CENTER ARCH



DRS90
9-PANEL



DRS49
3/4 4-PANEL



SLS00
SIDELIGHT



SLS49
SIDELIGHT
(CUTOUT 9X49)



SLS60
SIDELIGHT



Fiberglass smooth skin 8/0

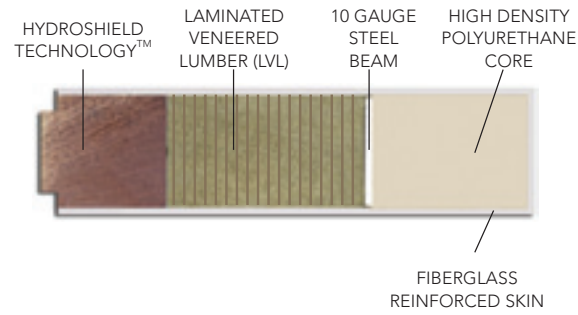
These doors are scratch-resistant! Patented, pre-pigmented white skin infuses the door white through and through. Can be painted or faux finished to coordinate with your home decor.

All door panels are sold unfinished.
Natural color of smooth is white.

RESIDENTIAL 25 YEAR LIMITED WARRANTY

Some models available Fire Rated, minimum quantities may apply.

MEETS ENERGY STANDARDS



FIBERGLASS SMOOTH SKIN 8/0



PART NUMBER	12"	14"	2/0	2/4	2/6	2/8	2/10	3/0	12"	14"	2/6	2/8	2/10	3/0
DRS0080 FLUSH			•	•	•	•	•	•			•	•	•	•
DRS0080 FLUSH (FULL CUTOUT, HINGE, LOCK & DEAD BOLT PREPPED)								•						
DRS2980 2-PANEL						•		•						•
DRS2B80 2-PANEL SQUARE TOP						•		•						•
DRS2D80 2-PANEL ARCHED TOP						•		•						
DRS2G80 2-PANEL ARCHED TOP PLANK								•						•
DRS3080 3-PANEL						•		•						
DRS3080 3-PANEL (23 X 65 CUT OUT)						•		•						
DRS4180 TRUE 4-PANEL						•		•						
DRS6080 6-PANEL					•	•		•			•	•		•
SLS0080 SIDELIGHT	•	•												
SLS0080 SIDELIGHT (8 X 81 CUT OUT)	•	•												
SLS3080 SIDELIGHT (8 X 65 CUT OUT)	•	•												



FIBERGLASS SMOOTH SKIN 8/0 Doors

FIBERGLASS SMOOTH SKIN 8/0 Doors



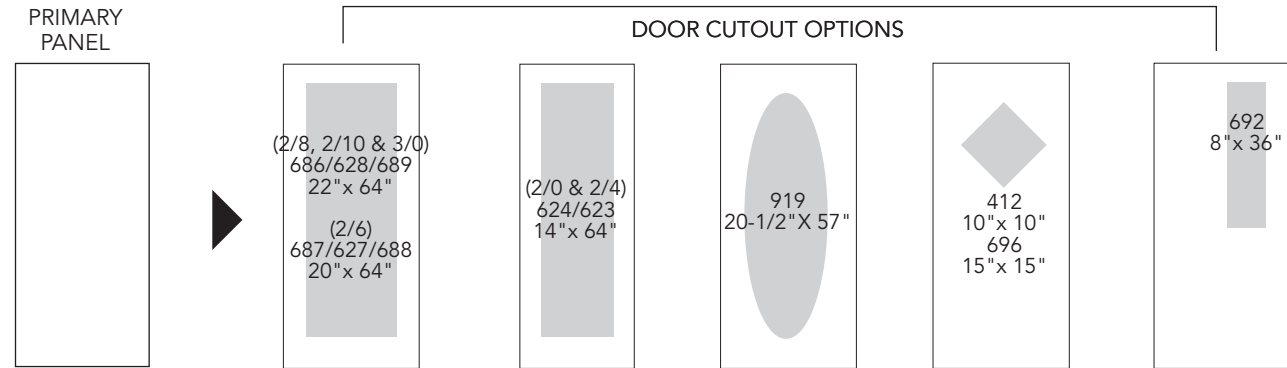
SPECIFICATIONS DOOR PANEL & GLASS SIZE OPTIONS

SPECIFICATIONS DOOR PANEL & GLASS SIZE OPTIONS

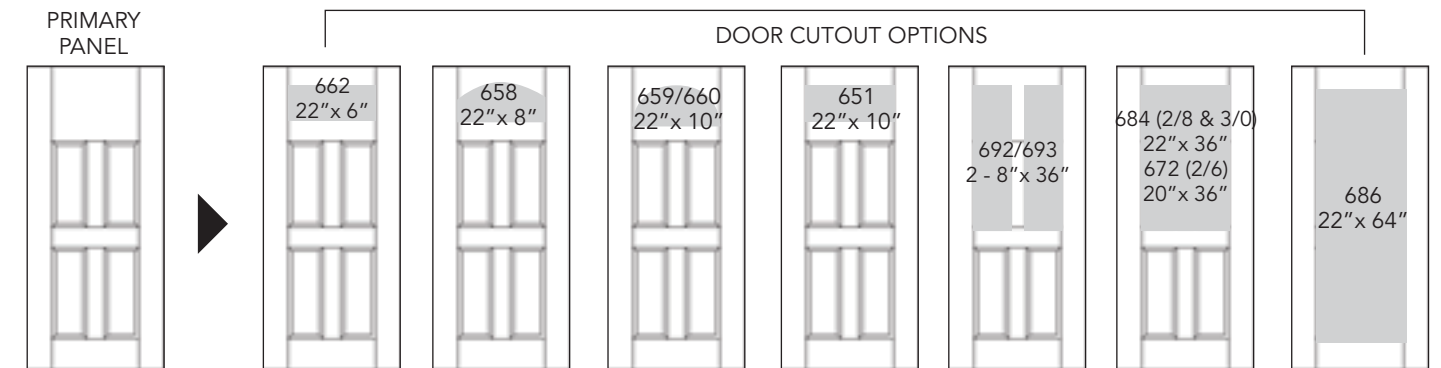
CUTOUTS ARE 1" LARGER THAN GLASS SIZE

CUTOUTS ARE 1" LARGER THAN GLASS SIZE

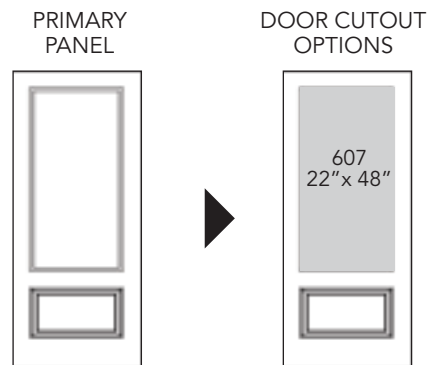
6/8 FLUSH DRS/DRG00



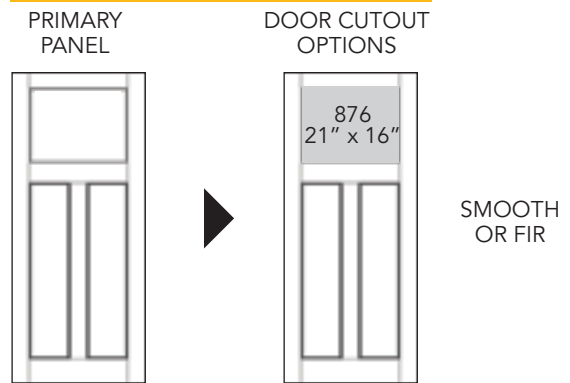
6/8 4-PANEL BLANK TOP DRS/DRG40



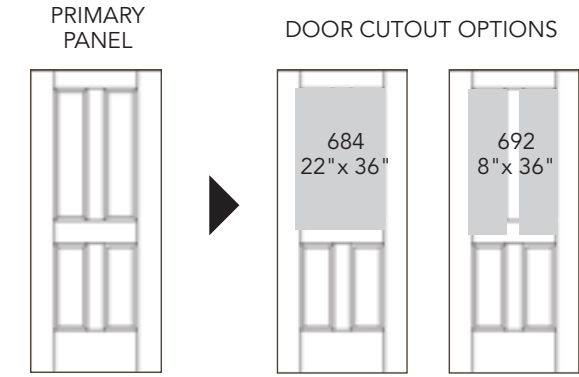
6/8 2-PANEL DRS/DRG29



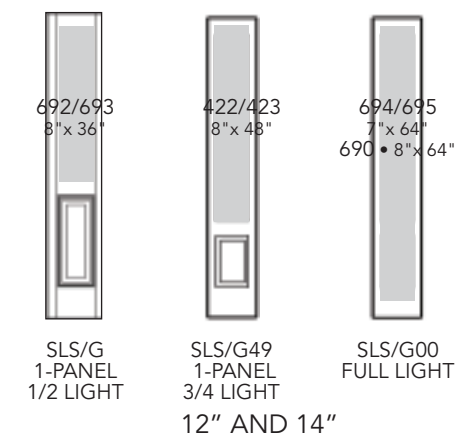
6/8 SHAKER DRS3F/DRF3F



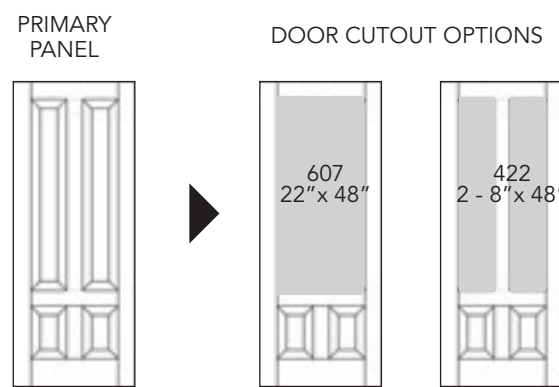
6/8 TRUE 4-PANEL DRS/DRG41



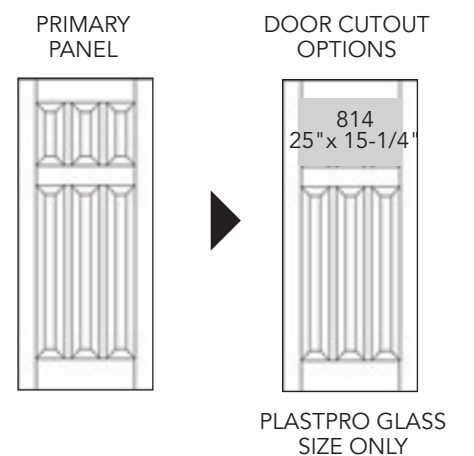
6/8 SIDELIGHTS SMOOTH/WOODGRAIN



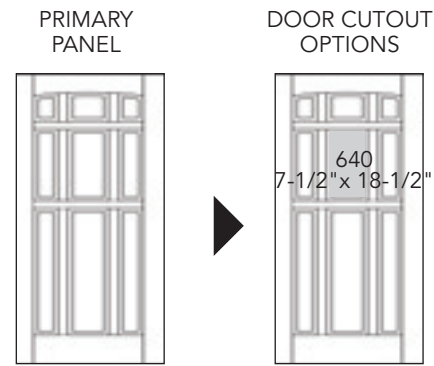
6/8 3/4 4-PANEL DRS/DRG49



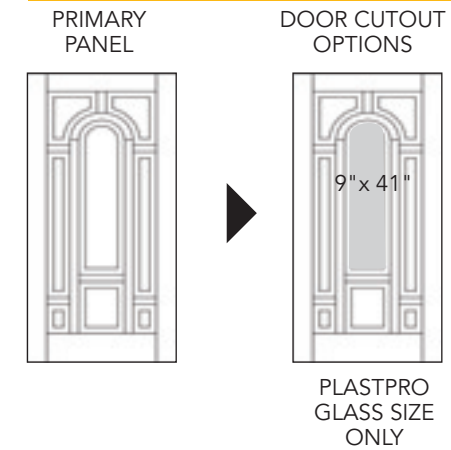
6/8 CRAFTSMAN DRS/DRG6C



6/8 9-PANEL DRS/DRG90



6/8 DRS/DRG80



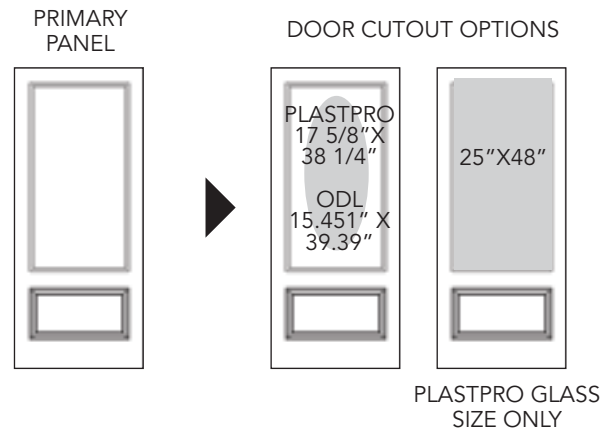
SPECIFICATIONS DOOR PANEL & GLASS SIZE OPTIONS

SPECIFICATIONS DOOR PANEL & GLASS SIZE OPTIONS

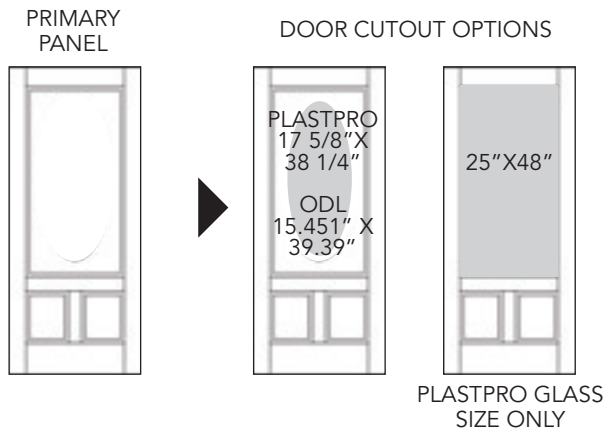
CUTOUTS ARE 1" LARGER THAN GLASS SIZE

CUTOUTS ARE 1" LARGER THAN GLASS SIZE

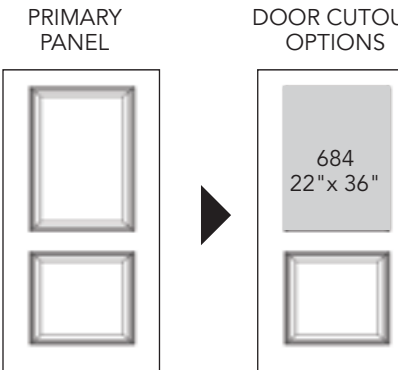
6/8 3/4 HERITAGE DRS/DRG20



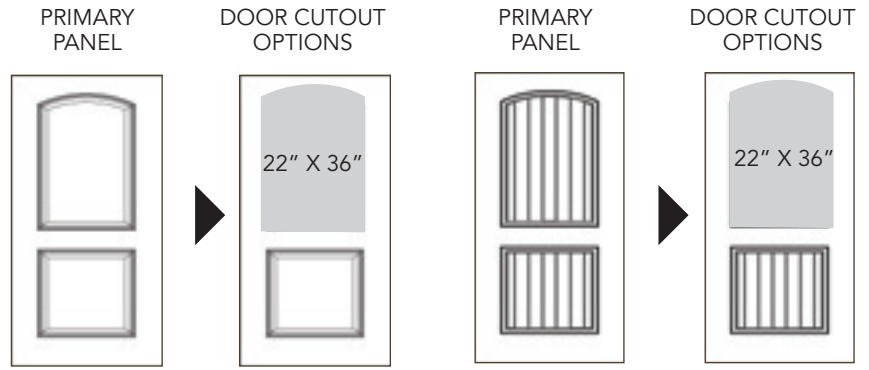
6/8 3/4 ELITE DRS/DRG3E



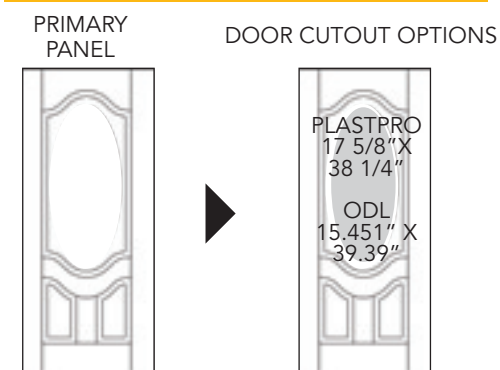
6/8 2-PANEL SQUARE TOP DRS2B



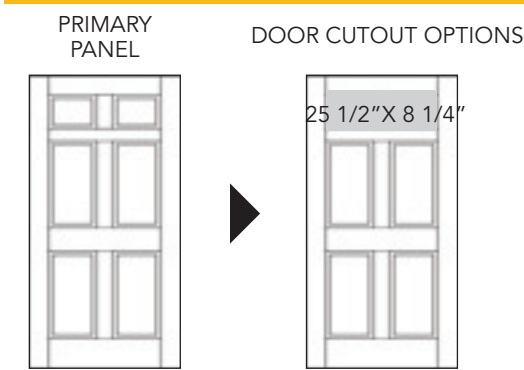
6/8 2-PANEL ARCH TOP DRS2D/DRS2G (PLANK)



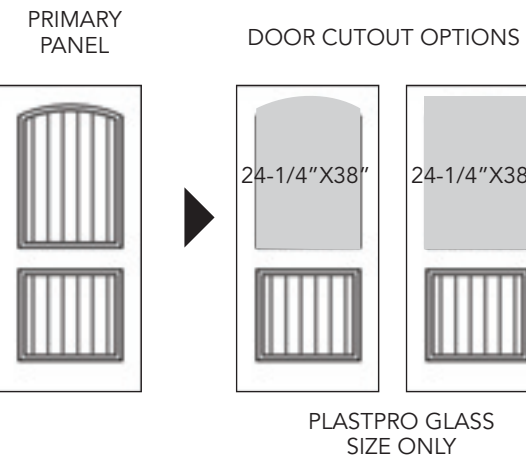
6/8 3/4 PREMIUM DRS/DRG3P



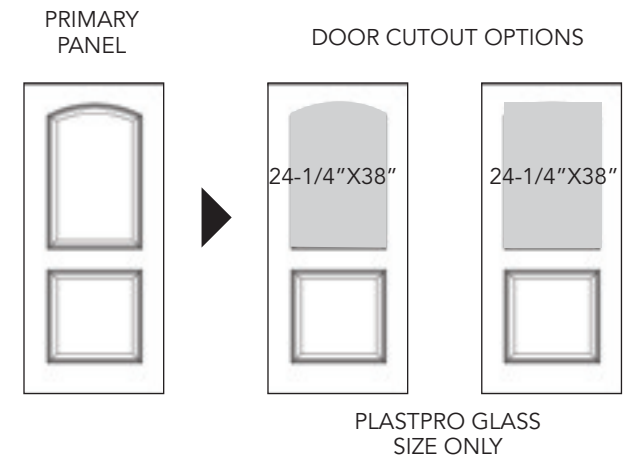
6/8 6-PANEL DRS/DRG60



6/8 RUSTIC PLANK 2-PANEL ARCH DRA2A



6/8 RUSTIC 2-PANEL ARCH DRA2D



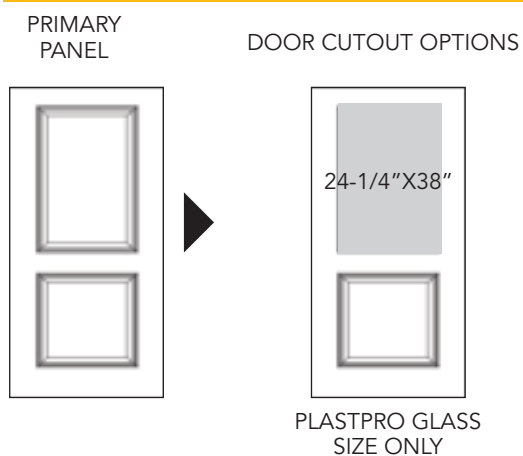
6/8 6-PANEL UTILITY DRS/DRG63



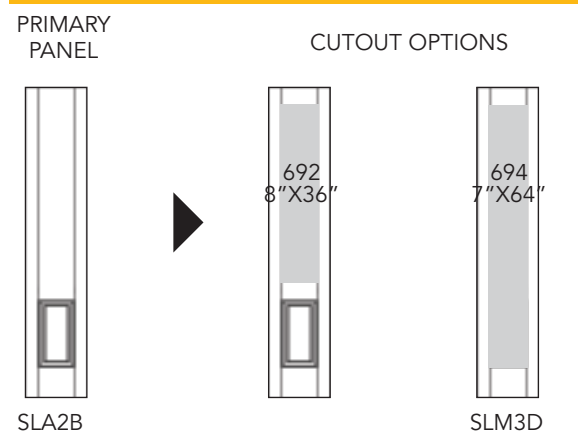
6/8 6-PANEL UTILITY DRS/DRG61



6/8 RUSTIC 2-PANEL SQUARE DRA2B



6/8 RUSTIC SIDELIGHT SLA2B



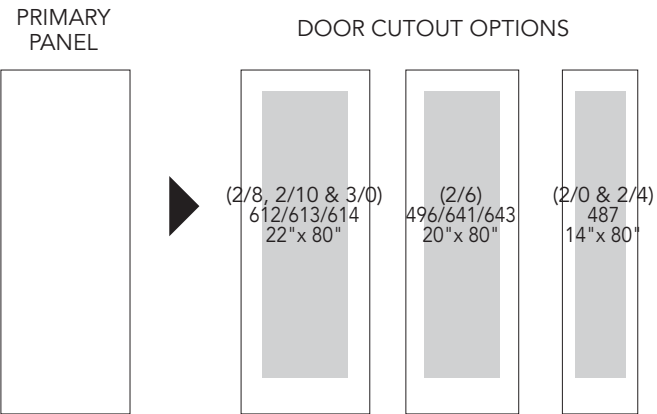
SPECIFICATIONS DOOR PANEL & GLASS SIZE OPTIONS

SPECIFICATIONS DOOR PANEL & GLASS SIZE OPTIONS

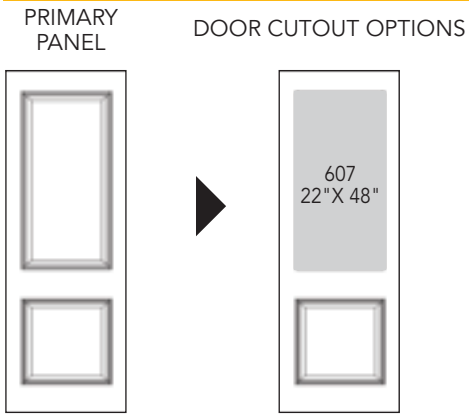
CUTOUTS ARE 1" LARGER THAN GLASS SIZE

CUTOUTS ARE 1" LARGER THAN GLASS SIZE

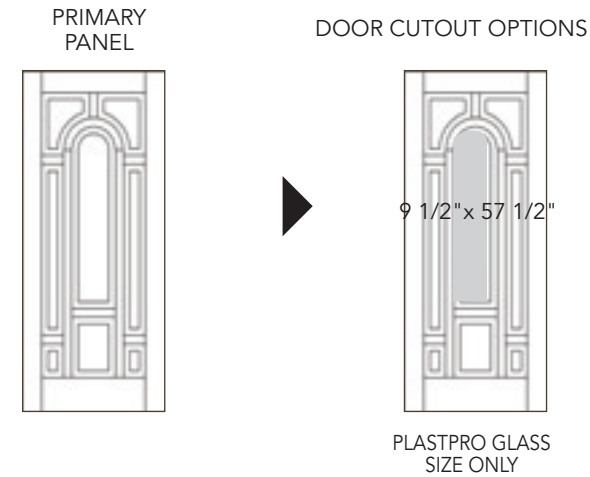
8/0 FLUSH DRS/DRG0080



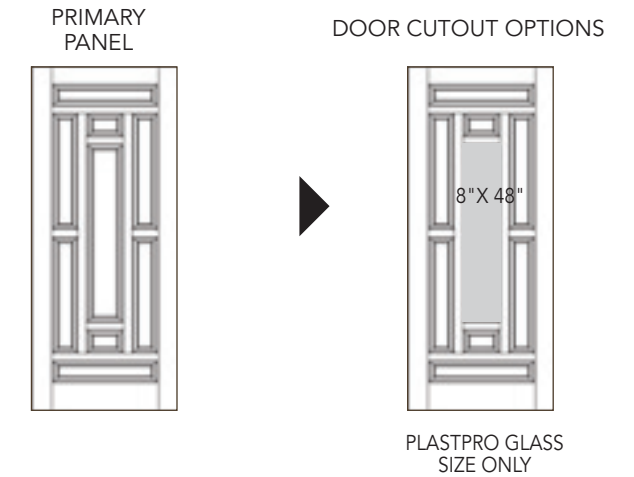
8/0 2-PANEL SQUARE TOP DRS/DRG2B80



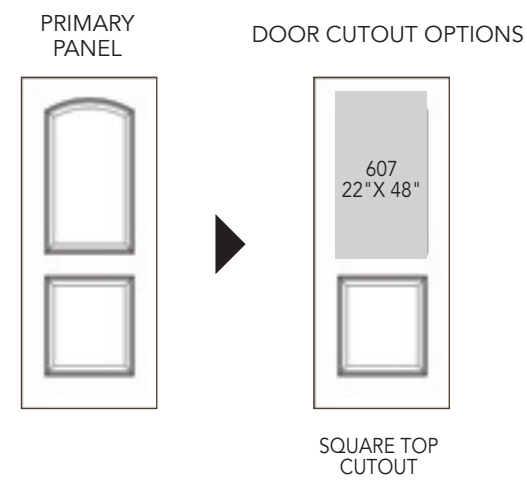
8/0 8-PANEL CENTER ARCH DRS/DRG8080



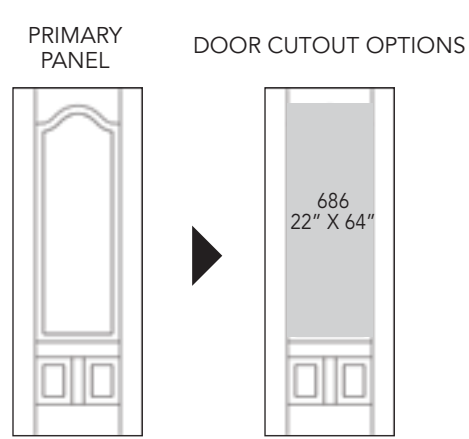
8/0 9-PANEL DRG9180



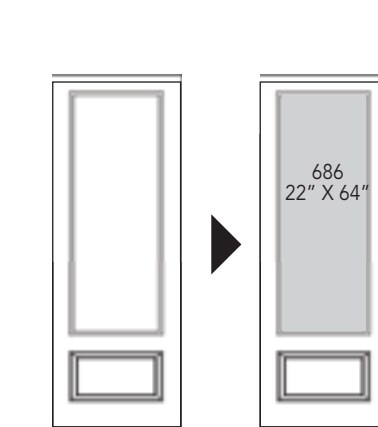
8/0 2-PANEL ARCH TOP DRS/DRG2D80



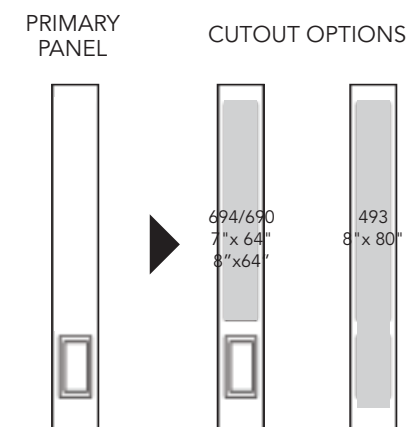
8/0 3-PANEL DRS/DRG3080



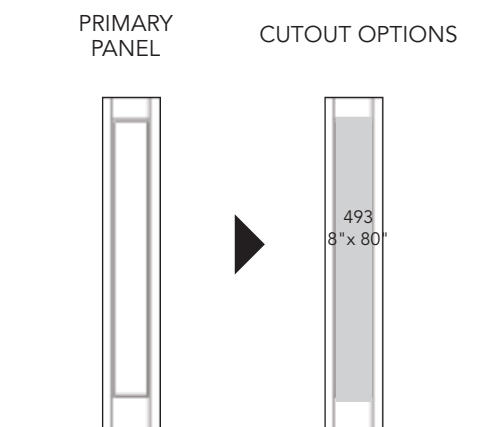
8/0 20PANEL DRS/DRG2980



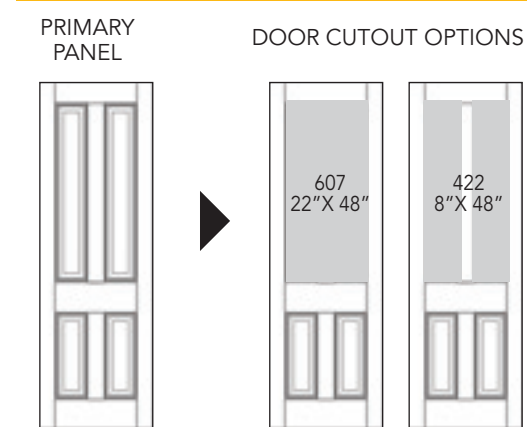
8/0 SIDELIGHT DRS/DRG



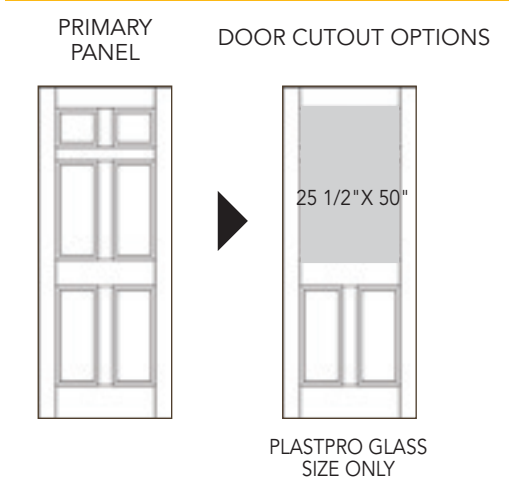
8/0 SIDELIGHT RUSTIC SLM6080



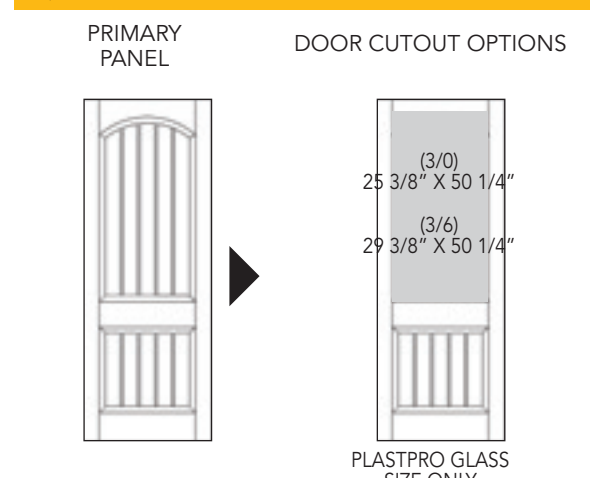
8/0 TRUE 4-PANEL DRS/DRG4180



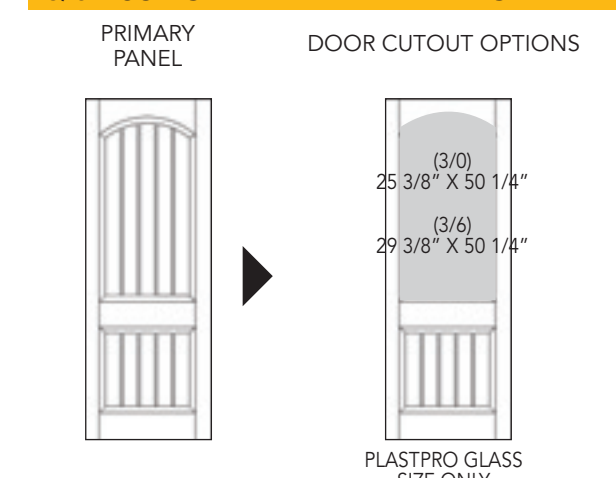
8/0 6-PANEL DRS/DRG6080



8/0 RUSTIC PLANK 2-PANEL SQUARE DRA2P80



8/0 RUSTIC PLANK 2-PANEL ARCH DRA2A80



6/6, 6/8 & 7/0 DOOR SPECIFICATIONS

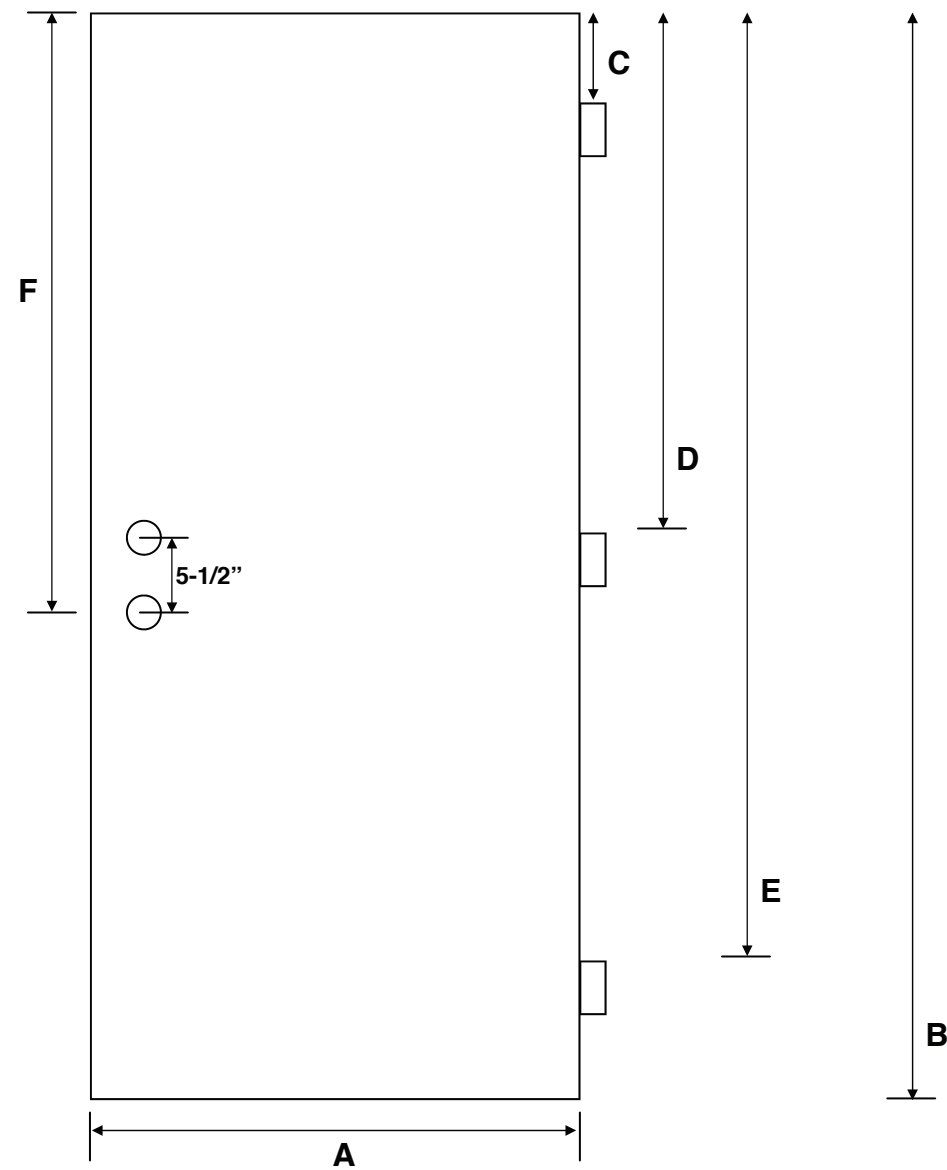
8/0 DOOR SPECIFICATIONS

BHI STANDARD SPECS FOR PREPPED DOORS

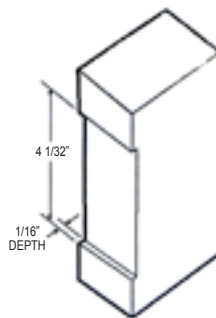
BHI STANDARD SPECS FOR PREPPED DOORS

Door Height	B	C	D	E	F
6/6	78"	6-7/16"	37-5/8"	68-13/16"	42-7/16"
6/8	79-1/4"	6-7/16"	37-5/8"	68-13/16"	43-11/16"
7/0	83-1/4"	6-7/16"	28-9/16"	50-11/16"	47-11/16"

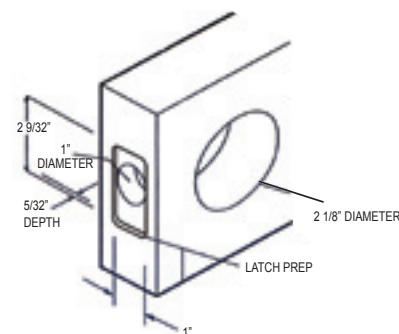
Door Width	A
2/0	23-3/4"
2/4	27-3/4"
2/6	29-3/4"
2/8	31-3/4"
2/10	33-3/4"
3/0	35-3/4"
3/6	41-3/4"



HINGE PREP - PASS THROUGH

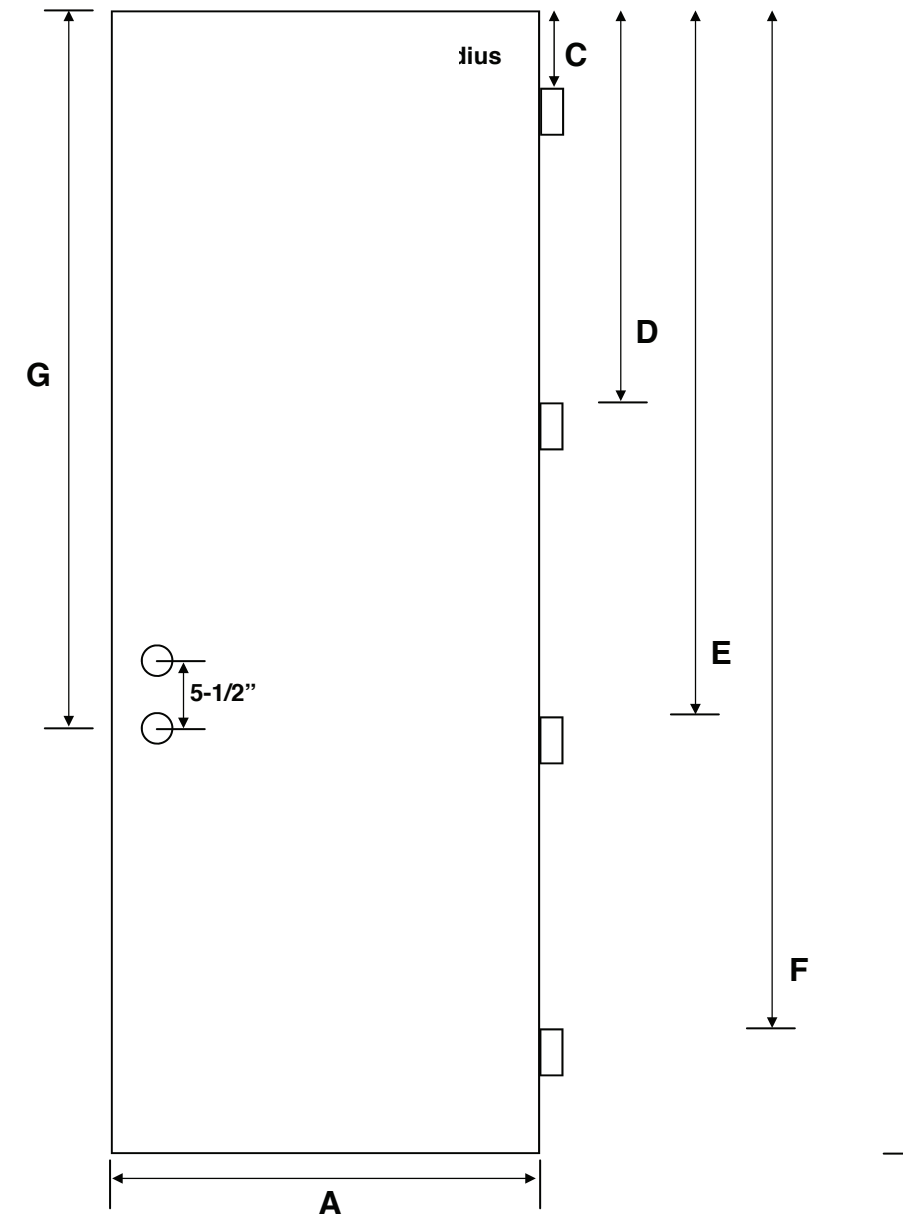


LOCK PREP

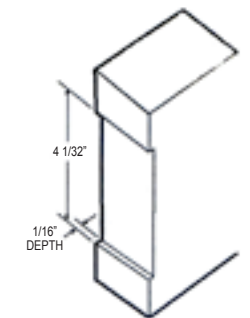


Door Height	B	C	D	E	F	G
8/0	95-1/4"	6-7/16"	32-9/16"	58-11/16"	84-13/16"	59-11/16"

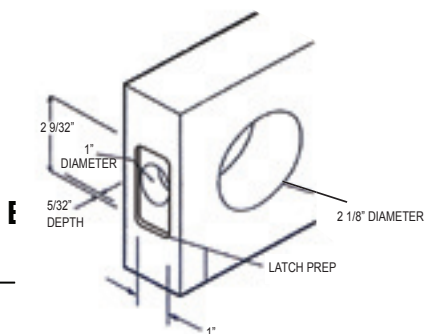
Door Width	A
2/0	23-3/4"
2/4	27-3/4"
2/6	29-3/4"
2/8	31-3/4"
2/10	33-3/4"
3/0	35-3/4"
3/6	41-3/4"



HINGE PREP - PASS THROUGH



LOCK PREP



DOOR SPECIFICATIONS

TESTING INFORMATION

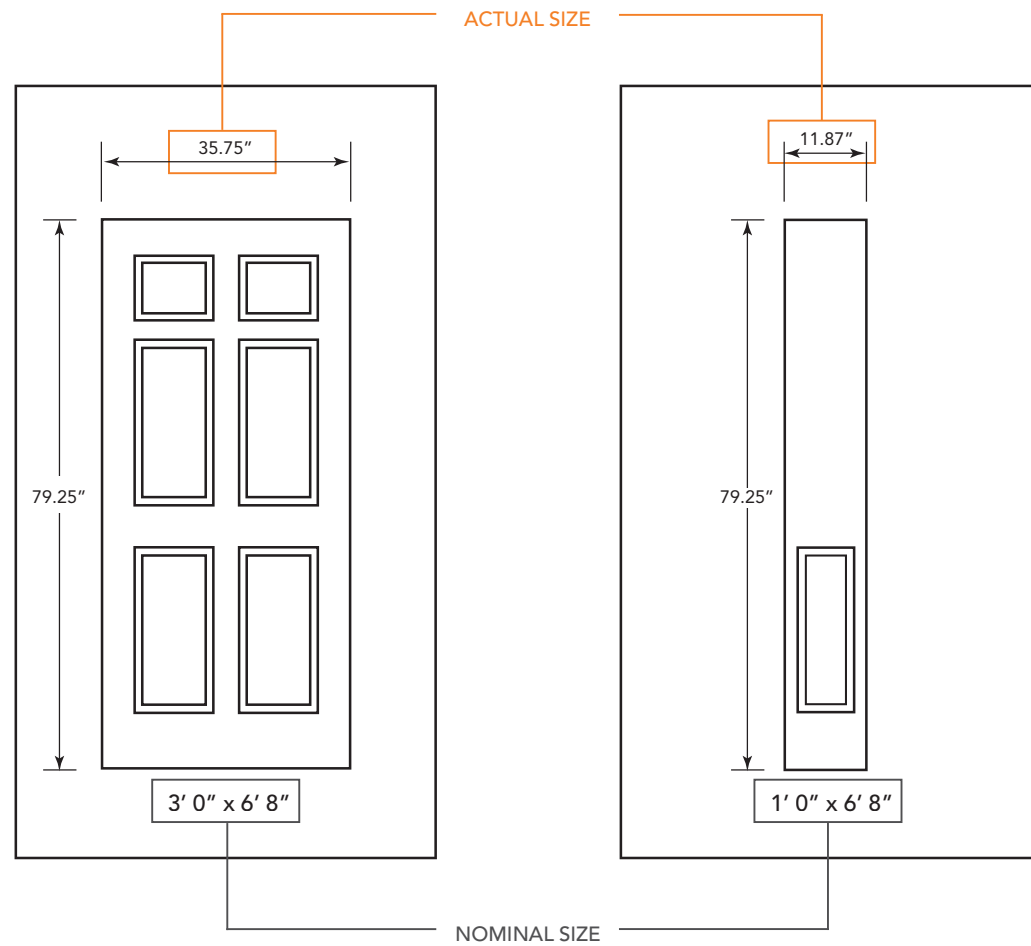
For cutout sizes of doors, please refer to the Specification Guide pages 16-21.

PLASTPRO DOOR SIZES				
WIDTH		X	HEIGHT	
2' 0"	23 3/4"		X	6' 8"
2' 4"	27 3/4"	7' 0"		83 1/4"
2' 6"	29 3/4"	8' 0"		95 1/4"
2' 8"	31 3/4"			
2' 10"	33 3/4"			
3' 0"	35 3/4"			
3' 6"	41 3/4"			

■ Nominal Size ■ Actual Size
Door Thickness: 1 3/4"

PLASTPRO SIDELITE SIZES				
WIDTH		X	HEIGHT	
1' 0"	11 7/8"		X	6' 8"
1' 2"	13 7/8"	7' 0"		83 1/4"
		8' 0"		95 1/4"

■ Nominal Size ■ Actual Size
Sidelite Thickness: 1 3/4"



Doors can be cut down for special heights.

Full composite factory rail available for cut and rerail doors when cut down more than 5/8".

Plastpro doors meet specific requirements for; sawing, planing, routing, boring, drilling, chiseling, structural design load, water resistance, air infiltration and impact ratings. For more specific results please see <http://buildershardwareflorida.com/resources>

ASTM D1761	SCREW HOLDING CAPACITY
NWWDA TM-7	CYCLE SLAM TEST
NWWDA TM-8	HINGE LOAD RESISTANCE TEST
ASTM E 283	AIR INFILTRATION
ASTM E 331 / E 547	WATER RESISTANT
ASTM E 330	UNIFORM STRUCTURAL LOAD
ASTM E1886 / E1996	IMPACT / CYCLE TEST
AAMA 1304	FORCED ENTRY RESISTANCE TEST
TAS 201	IMPACT TEST
TAS 202	AIR / WATER / STRUCTURAL TEST
TAS 203	WIND PRESSURE CYCLE TEST
NFRC 100 / 200 / 500	ENERGY EFFICIENCY
STC / OITC	SOUND TRANSMISSION
ULC 10 C / NFPA 252 / ASTM E 2074	FIRE RATED
CDPH / EHLB METHOD V1.1 2010	VOLATILE ORGANIC CHEMICAL EMISSION TEST
JIS Z 2801:2001	ANTIMICROBIAL PRODUCTS TEST
ASTM D1413-07	ANTIFUNGAL WOOD PLASTIC COMPOSITE TEST
ASTM E90	AIRBORNE SOUND TRANSMISSION LOSS
CSFM 12-7A-1	EXTERIOR WILDFIRE EXPOSURE TEST
AAMA 1702	EXTERIOR DOOR TEST FOR MANUFACTURED HOUSING
AAMA 920	OPERATING CYCLE TEST
AAMA / WDMA / CSA 101 / I.S./A440 (NAFS)	NORTH AMERICA PENETRATION TEST



 plastpro[®]
FIBERGLASS
DOORS for the Door Shop

95.25"



IMPACT FIBERGLASS DOORS VOLUME 3

RECOGNIZED LEADER IN THE SOUTHWEST FLORIDA HURRICANE PROTECTION INDUSTRY

WE CATER THESE BRANDS



SERVICES WE OFFER

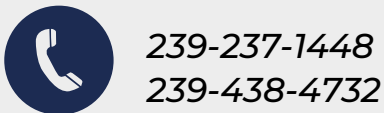
Hurricane Shutter

Accordion
Bahama
Roll Down
Hurricane Panels
Hurricane Fabric
Screen

Service Areas

Bonita Springs
Cape Coral
Captive Island
Estero
Fort Myers
Lehigh Acres
Marco Island
Naples
Port Charlotte
Punta Gorda
Sanibel Island

CONTACT US NOW



Windows

Impact Windows
Aluminum Impact
Windows
Vinyl Impact Windows
Commercial Windows
Residential Windows
Window Installation
Window Replacement

Doors

Entry Door
Entry Door Inserts
Fiber Glass Door
French Doors
Sliding Glass
Doors